The number '10' is rendered in a large, bold, dark teal font. The background of the entire page is a light teal color with a stylized map overlay. The map features various elements: a dark teal location pin, several circular icons with concentric lines and numbers (8, 45, 341, 4, 3, 341, 32), and a network of white lines representing roads or boundaries. The map is partially obscured by large, curved, dark teal shapes that form the '1' and '0' of the number '10'.

# 10

## IATI Annual Report 2018

10th Anniversary Edition

# Forewords



In 2018, I was very pleased to be appointed as the new Chair of the International Aid Transparency Initiative (IATI). During the year, we celebrated 10 years since IATI was launched. In just a decade our initiative has grown from 14 founding signatories to a global membership of over 90 governments, multilateral institutions and civil society and private sector organisations.

To date, over 900 organisations have published data on over one million development and humanitarian activities according to the IATI Standard. I thank our members, publishers and the technical community for their commitment and dedication to improving transparency and open data.

However, we know that increased transparency is not an end in itself but an essential step towards delivering development results for the world's poorest and most vulnerable people. That's why we have dedicated significant efforts to improving the use of IATI data. For example updating IATI's search tool [d-portal](#) has helped deliver a 62% increase in users and IATI's Data Use Task Force and Secretariat have delivered successful interventions to overcome the barriers to using the data.

We must also continue improving the quality of data published to ensure it meets the needs of users. Previous annual reports have shown enormous progress in the publication of IATI's three key data quality components: timely, comprehensive and forward-looking data.

In 2018, the timeliness of data remained high and the number of publishers reporting precise geographic locations on their activities has more than doubled. However, statistics indicate that most new publishers are not yet providing comprehensive data, such as results. We must sustain efforts to encourage and support IATI publishers to provide this crucial information.

In 2019, IATI will undergo a process to agree its new three-year strategic plan. We will consult a wide range of publishers and data users on how we can make further progress on delivering our vision for transparent, good quality information on development resources and results to be available and used to help achieve sustainable development.

**Theo van de Sande**  
*Chair of IATI Governing Board*



I am delighted to introduce the Annual Report 2018 as IATI's new Chair of the Technical Advisory Group (TAG). Over the last decade, our technical community has been instrumental in establishing and updating the IATI Standard. Thanks to the vast expertise and long-standing commitment from the TAG, IATI has continued to maintain a robust and increasingly relevant open data standard. I pay tribute to the many individuals and organisations who have contributed services and tools to support and promote the publication and use of IATI data.

Since its first meeting of just 21 people in 2009, the TAG has rapidly expanded to include hundreds of data users, publishers and technical and policy specialists. While the momentum over the decade has been fantastic, meeting the needs of our diverse community has become increasingly challenging. This year we'll be looking at how to cooperatively shape the structure and nature of our TAG processes to increase collaboration and effectiveness.

This year we can celebrate that the number of IATI publishers has increased by a tremendous 278 and the timeliness of IATI data has remained high for another year with 97% of activities delivered by publishers who refresh their data at least quarterly. In 2019 we are keenly awaiting crucial developments to IATI's technical infrastructure, including a renewed validator service and datastore. As a technical community giving advice and direction through our experience and expertise, I look forward to working with you to ensure IATI data remains useful, usable and in productive use.

I urge the community to push further – the possibilities of traceability, results and geolocations are increasingly evident, while the need for consensus on data quality, validity and infrastructure will require concerted participation. This is essential to inform the effective planning and coordination of development and humanitarian resources.

**Steven Flower**  
*Chair of IATI Technical Advisory Group*

<b>Forewords</b> .....	<b>2</b>
<b>Contents</b> .....	<b>4</b>
<b>Introduction</b> .....	<b>5</b>
<b>History in the making: 10 years of IATI</b> .....	<b>6</b>
<b>Celebrating 10 years of IATI</b> .....	<b>9</b>
<b>Key achievements in 2018</b> .....	<b>12</b>
<b>IATI community and governance</b> .....	<b>16</b>
<b>Technical Advisory Group – Chair’s report</b> .....	<b>19</b>
<b>Improving data quality</b> .....	<b>22</b>
<b>Improving data use</b> .....	<b>26</b>
<b>Looking ahead: priorities and future challenges</b> .....	<b>32</b>
<b>Annex 1: IATI members</b> .....	<b>34</b>
<b>Annex 2: Financial reports</b> .....	<b>36</b>
<b>Annex 3: IATI Annual Report statistics and methodology</b> .....	<b>49</b>
<b>Acknowledgements</b> .....	<b>49</b>

The International Aid Transparency Initiative (IATI) works to ensure that transparent, good quality information on development resources and humanitarian assistance is available and used to help achieve sustainable development outcomes.

Our work involves making development and humanitarian data easier to access, use and understand. Organisations publish information according to the rules and guidance set out in the [IATI Standard](#) and this data is freely available and open to anyone in the world.

Over 900 organisations, from donor governments to multilateral agencies, foundations, NGOs and private sector organisations, now publish IATI data on over one million activities. Our initiative continually strives to support its publishers to improve the quality of IATI data and facilitate access to effective tools and support to use this information to drive decision-making and monitoring of progress of development efforts.

This IATI Annual Report 2018 is a special 10th anniversary edition celebrating the first decade of our initiative. The report also provides a detailed overview of the work and progress made during 2018. A financial report is provided in Annex 2 on the resources received and those spent by the IATI Secretariat from 2013 to 2018.

## About IATI

IATI is hosted by a multi-stakeholder consortium led by the UN Development Programme (UNDP), together with the UN Office for Project Services (UNOPS) and the UK-based independent international development organisation Development Initiatives. The Governments of Ghana and Sweden stepped aside in August 2018 after providing significant support to the Secretariat through its first five years.

IATI is governed and supported by its members and a global community of development practitioners, advocates for transparency, communicators and technical specialists, many of whom also publish and use open data.

# History in the making: 10 years of IATI

2018 marked 10 years since IATI was launched at the Third High Level Forum on Aid Effectiveness in Accra. In its first decade the initiative has achieved tremendous progress in improving the transparency and openness of development resources.

## Expanding membership

IATI was launched in 2008 by 14 founding governments and development agencies and has since expanded to a membership of over 90 governments, multilateral institutions and civil society and private sector organisations. During its initial years, the UK Department for International Development (DFID) and other key donors played a critical role in leading and funding the initiative. Once IATI's formal membership structure was agreed in 2013, fees were introduced which diversified the initiative's income stream from a multi-stakeholder group of members. Over the years, IATI members have not only played an essential role in funding the initiative, they have contributed to governance, worked collaboratively to develop the IATI Standard, advocated for IATI in global fora, and published and used IATI data themselves.

## Open data from hundreds of donors and implementers

In 2011, DFID became the first organisation to publish its aid data to IATI. Now over 900 donor governments, multilateral agencies, foundations, NGOs and private sector

organisations have published data that is open for anyone in the world to access. From results to precise geolocations, progress has been made over the years to capture more information needed to improve the effectiveness of development and humanitarian resources.

## IATI data driving decisions and accountability

In 2012, the Democratic Republic of the Congo was the first recipient government to start using IATI data. Since then there has been a steady increase in governments integrating IATI data into their financial management systems. As a result, partner countries from Honduras to Madagascar have identified billions of dollars of assistance and hundreds of external organisations operating in the country that were previously unknown to the government. The additional data has helped drive decisions, with examples from Liberia which consulted IATI data to support coordination efforts during the Ebola virus disease outbreak of 2014, and the Federal Government of Somalia, which used IATI data to inform the country's National Development Plan (2017–2019).



The government of Liberia consulted IATI data to support coordination efforts during the Ebola virus disease outbreak of 2014

Aside from partner country governments, other important stakeholders have benefitted from using IATI data. Civil society organisations such as Publish What You Fund use IATI to campaign for greater transparency and many donors and multilateral organisations have created online aid portals powered by IATI data to provide information to the public about where funds go.

## Responsive Standard

Launched during the Millennium Development Goals era, IATI has been committed to adapting the IATI Standard to reflect significant changes in international development and humanitarian sectors. In addition to hosting community discussion on detailed technical issues through its 'Discuss' open forum, IATI has held consultations to upgrade

the Standard to respond to evolving resource flows and policy agendas. It now includes the ability for publishers to report their progress towards achieving the Sustainable Development Goals (SDGs).

## Enormous political endorsement

IATI has been included in major international commitments, such as the Busan Partnership Agreement in 2011 and the Grand Bargain agreement signed at the first World Humanitarian Summit in 2016. Both had the effect of increasing the numbers of governments and major development and humanitarian agencies publishing IATI data on the resourcing and results of their projects.



부산세계개발원조총회  
4th High Level Forum  
on Aid Effectiveness  
29 Nov – 1 Dec 2011, Busan, Korea



IATI's Technical Advisory Group meeting 2018 was held in Nepal and attracted over IATI 150 experts from around the world

IATI has also seen significant bilateral endorsement, with the UK, Netherlands and Belgium introducing mandatory IATI publishing for organisations receiving government aid. In the context of broader UN Reform,<sup>1</sup> in 2017 a groundbreaking commitment<sup>2</sup> was also made by the UN Secretary-General for the UN development system to publish its spending and results through “system-wide enrolment” into IATI, and the Secretariat is working to support UN entities to implement this commitment.

### Increasing participation by IATI's community

IATI's community has hugely expanded over the decade from a small group of technical experts to a diverse community of publishers, developers, data users

and transparency advocates. At IATI's first Technical Advisory Group (TAG) meeting held in 2009, 21 attendees from 13 organisations gathered to develop the first version of the IATI Standard. At the 2018 TAG meeting, 158 attendees from 72 organisations attended with diverse goals ranging from gaining a basic understanding of using IATI to developing best practice guidance on complex publishing issues. The collaboration and commitment from this multi-stakeholder community has helped IATI become a globally trusted standard for data on development activities, financial flows and results.



Video published marking 10 years of IATI

<sup>1</sup> UN General Assembly (2017) *Shifting the management paradigm in the United Nations: ensuring a better future for all.*

<sup>2</sup> UN General Assembly and Economic and Social Council of the UN (2017) *Repositioning the United Nations Development System to deliver on the 2030 Agenda: our promise for dignity, prosperity and peace on a healthy planet.*

# Celebrating 10 years of IATI

## UN General Assembly side event

IATI held a 10-year anniversary event in the fringes of the UN General Assembly in September 2018, at which a high-level panel shared excellent examples of how IATI data is being used in partner countries to address national and regional challenges:

- Honduras' Vice-Minister of Foreign Affairs and International Cooperation, Maria del Carmen Nasser de Ramos, said the government was benefiting from integrating the IATI Standard with its national aid information management system (PGC Plataforma de Gestión de la Cooperación).
- Samoa's Government Minister Afamasaga Rico Tupai said IATI data helped the government to identify that donors were concentrating their investments in urban areas, leaving rural communities behind. The government responded actively by creating a new rural development strategy.

The panel and participants from the audience raised the following key challenges for the next decade:

- **Results data are as important as 'input' data:** The Director-General of International Cooperation at the Netherlands Ministry of Foreign Affairs, Reina Buijs, called for an increase

in results data published to IATI. The minister raised the issue of the growing importance of capturing the results of development resources. “When we talk about implementing the SDGs and the sustainability agenda – it is about results.”

- **Local ownership of data is key:** Ulrika Modéer, Assistant Administrator and Director of the Bureau of External Relations and Advocacy at UNDP, called for the initiative to focus on increasing the ownership and use of IATI data in developing countries. Ms Modéer added that more support across government ministries and statistical offices was needed to reach end users and strengthen local capacity.
- **Visibility of all resources needs to expand:** Harpinder Collacott, Executive Director of Development Initiatives, said a challenge for the next decade is on increasing the visibility of non-traditional flows such as climate financing, South-South cooperation and private sector resources.

## 10 years of IATI video and history

At the event, IATI launched a video and history wall, mapping the initiative's journey from its launch. Both were promoted online and at other IATI events, including the TAG 2018 meeting, to reach IATI's global stakeholders.

# IATI – History in the making

## June 2015

The outcome document from the Financing for Development Conference in Addis Ababa recognises the essential nature of transparency in funding Agenda 2030 and learning from existing transparency initiatives and open data standards, specifically naming IATI.



## November 2013

The Democratic Republic of the Congo pilots the automatic import of IATI data into their aid information management system, saving valuable time previously spent manually entering aid data.

## February 2013

The 100th organisation publishes their data to IATI.



## August 2011

The Prime Minister of Madagascar announces that his country will endorse IATI, joining:



as partner countries endorsing IATI.

## January 2011

DFID is the first organisation to publish data to IATI's newly-developed data Standard.



## September 2008

IATI is launched at the Third High Level Forum on Aid Effectiveness in Accra, Ghana. Nine donor governments together with the European Commission, World Bank, UNDP, GAVI and the Hewlett Foundation are the first to commit to the initiative by signing the IATI Accra Statement.



## November 2011

The Busan High Level Forum is a major milestone for IATI: the outcome document agrees to implement a "common standard", which includes OECD-DAC reporting systems and the IATI Standard. Two major donor governments, Canada and the United States, announce their intention to join IATI as signatories.



## February 2011

Members formally agree the first version of the IATI Standard, establishing a set of international rules for publishing useful development data. The primary goal is to meet the information needs of stakeholders in developing countries.



## June - September 2009

UNDP hosts 6 regional consultation meetings involving 74 partner country governments to identify their key aid information needs to inform the development of the IATI Standard.



## December 2015

IATI Standard version 2.02 is released. New features focus on improving data published to IATI on humanitarian financing and reporting on the Sustainable Development Goals.



## April 2016

The Netherlands is the second government (after the UK) to introduce mandatory rules for organisations receiving funds to report their spending to IATI.



## December 2016

The 500th organisation publishes their data to IATI.



## May 2016

Thirty of the biggest humanitarian donors and id providers commit to the Grand Bargain at the first World Humanitarian Summit. This commitment includes publishing timely, transparent, harmonised and open high-quality data on humanitarian funding within two years, and identifies IATI as the basis for a common standard.



## September 2017

Guinea becomes the 30th partner country to join IATI as a member.



## December 2017

UN Secretary-General commits the United Nations Development System to publishing information on spending and results through "system-wide enrolment" into IATI.



## March 2018

The number of activities reported to IATI exceeds one million since the first publication in 2011.



## July 2018

IATI increases in size to 90 members, representing donor and partner governments, multilaterals, foundations, private sector and civil society organisations.



## September 2018

IATI celebrates its 10-year anniversary with a side event at the UN General Assembly entitled "10 years of IATI: Retrospectives and future trends on data, transparency and open governance".



## September 2018 - September 2028



# 2008 - 2028

# Key achievements in 2018

During 2018, IATI has made progress towards improving the use of IATI data, seen a sharp rise in the number of new publishers and continued to improve the quality of the data.

## IATI Annual Report 2018 key statistics

- Just under US\$152 billion<sup>3</sup> resources reported to IATI, in volume – a US\$7 billion increase from 2017.
- One million development and humanitarian activities published, an increase of nearly 300,000 since 2017.
- 45% (287) increase in the number of organisations publishing data to IATI since 2017.
- **Timely data:** 97% of spending (measured by volume) was reported by publishers who update their data either monthly or quarterly.
- **Comprehensive data:** Number of publishers reporting precise geographic locations on their activities has more than doubled since 2017 (from 67 to 140).
- **Forward-looking data:** 24% rise in the volume of spending being published two years in advance in forward-looking budgets.
- **Data use:** The number of users accessing IATI data using the online search tool [d-portal](#) has increased by 62% in 2018 (compared with 2017).

<sup>3</sup> Disbursements and expenditure reported to IATI in 2018 by all publishers total US\$151,834,273,293.39 compared with US\$144,732,282,962 reported in 2017. As IATI traces the flow of resources between organisations down the aid delivery chain, both figures include double counting.

## Improving the use of IATI data

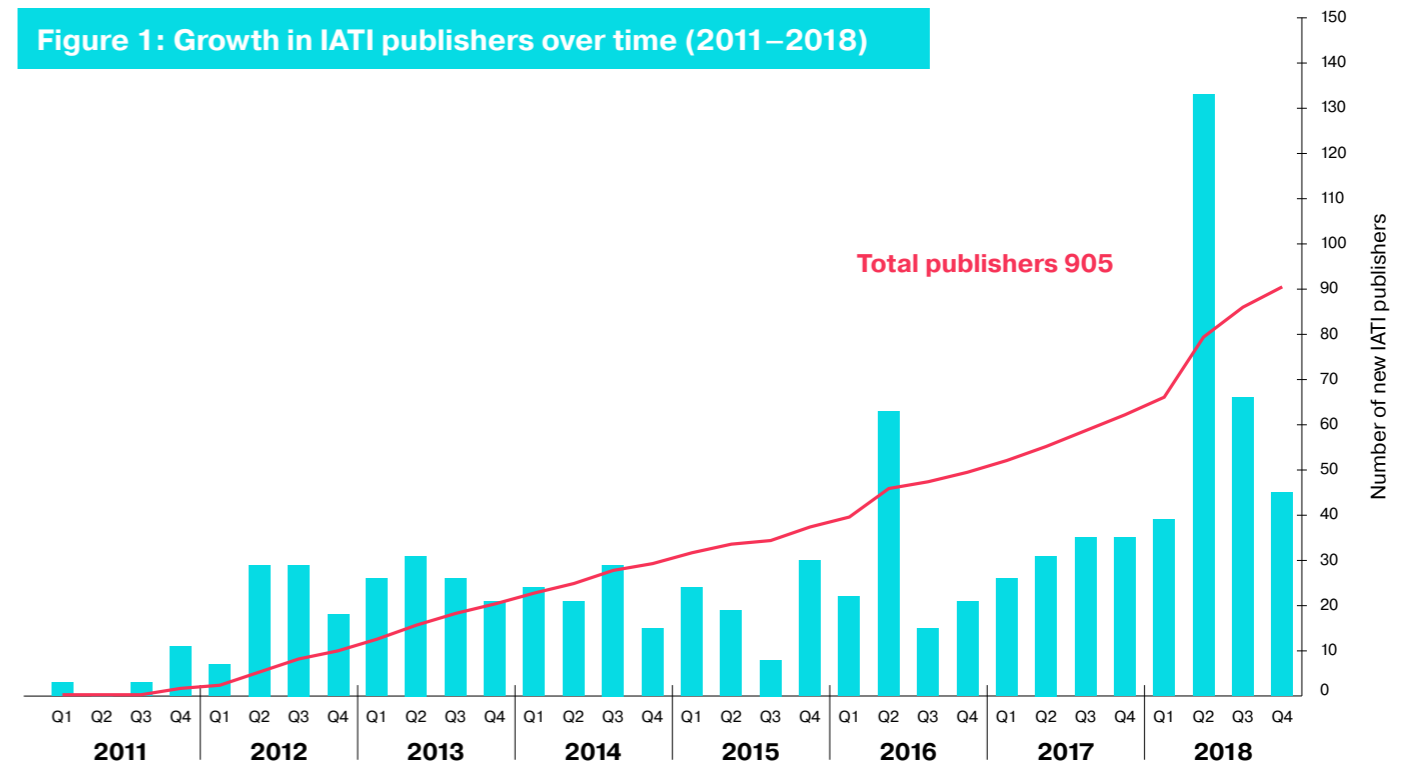
During the year, more governments including Madagascar, Nepal and Honduras reported innovative approaches in using IATI data to inform the planning and coordination of development and humanitarian resources.

The overall increase of interest and use of IATI data was also reflected in a 62% increase in users accessing IATI data through the online search tool [d-portal](#) (compared with 2017), showing that communications and outreach efforts have been successful in promoting d-portal as a tool to support access and use of the data.

## US\$152 billion published by over 900 publishers

Over 900 organisations have now provided IATI data on their development and humanitarian activities, with 278 new publishers (an increase of 45%) in 2018. This represents nearly US\$152 billion of disbursements and expenditures reported by donor governments, multilateral agencies, foundations,

Figure 1: Growth in IATI publishers over time (2011–2018)



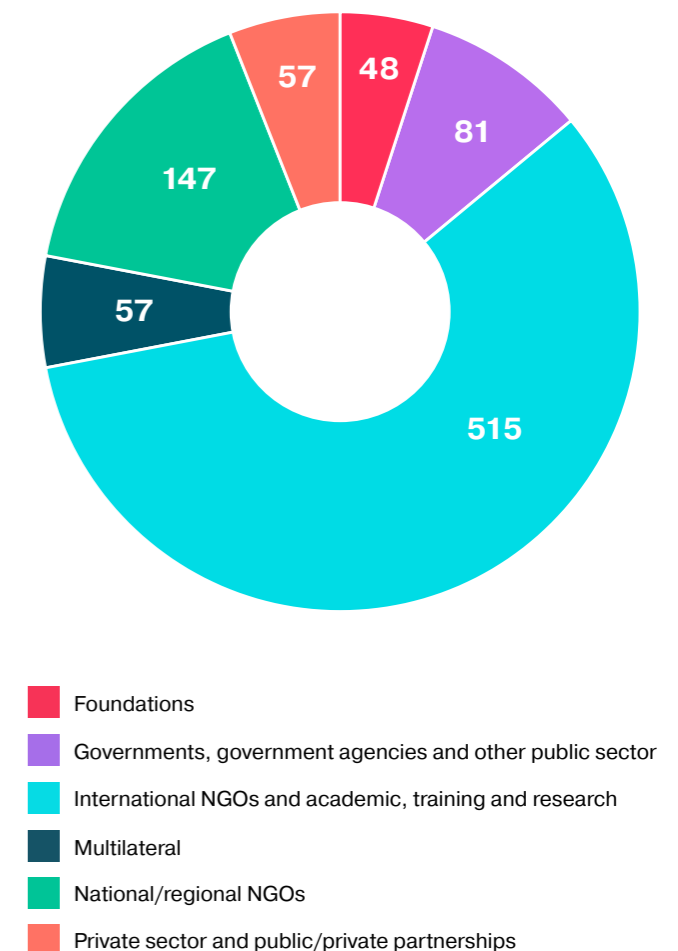
NGOs and private sector organisations.<sup>4</sup> IATI enables the traceability of funds throughout a complex aid system from the original donor via different implementing organisations to the point of service delivery. With each of those implementing organisations publishing details on their use of those funds, the total figure quoted here includes some instances of double counting.

## Improving the quality of IATI data

The quality of data published has continued to improve this year. Twice as many publishers are now providing precise geolocation data than in 2017, and in terms of forward-looking data, there has been a 24% rise in the volume of spend being published two years in advance. The timeliness and frequency of publication has remained high for another year, with 97% of spending (measured by volume) being reported by publishers who update their data either monthly or quarterly. However, with a 45% increase in the number

<sup>4</sup> Disbursements and expenditure reported to IATI in 2018 by all publishers total US\$151,834,273,293.39. As IATI traces the flow of resources between organisations down the aid delivery chain, this figure includes some instances of double counting.

Figure 2: IATI publishers by stakeholder group



of new organisations publishing IATI data since 2017, maintaining good quality of data overall remains a challenge, particularly in relation to the comprehensive 'value-added' fields (see page 23).

Over the year, IATI's technical team has continued to provide services to organisations wanting to publish their data to the IATI Standard, with satisfaction among service users at over **98%**. As the number of publishers is continually expanding, external service providers are playing an increasing role in meeting the growing demand for support.

### Belgium introduces mandatory IATI publishing

Belgium became the third government (after the UK and the Netherlands) to introduce mandatory rules requiring organisations receiving its aid to report details of their spending to IATI. By implementing these new rules, 85 NGOs published information on more than 400 projects being implemented across 44 countries.

### Major humanitarian organisations start publishing to IATI

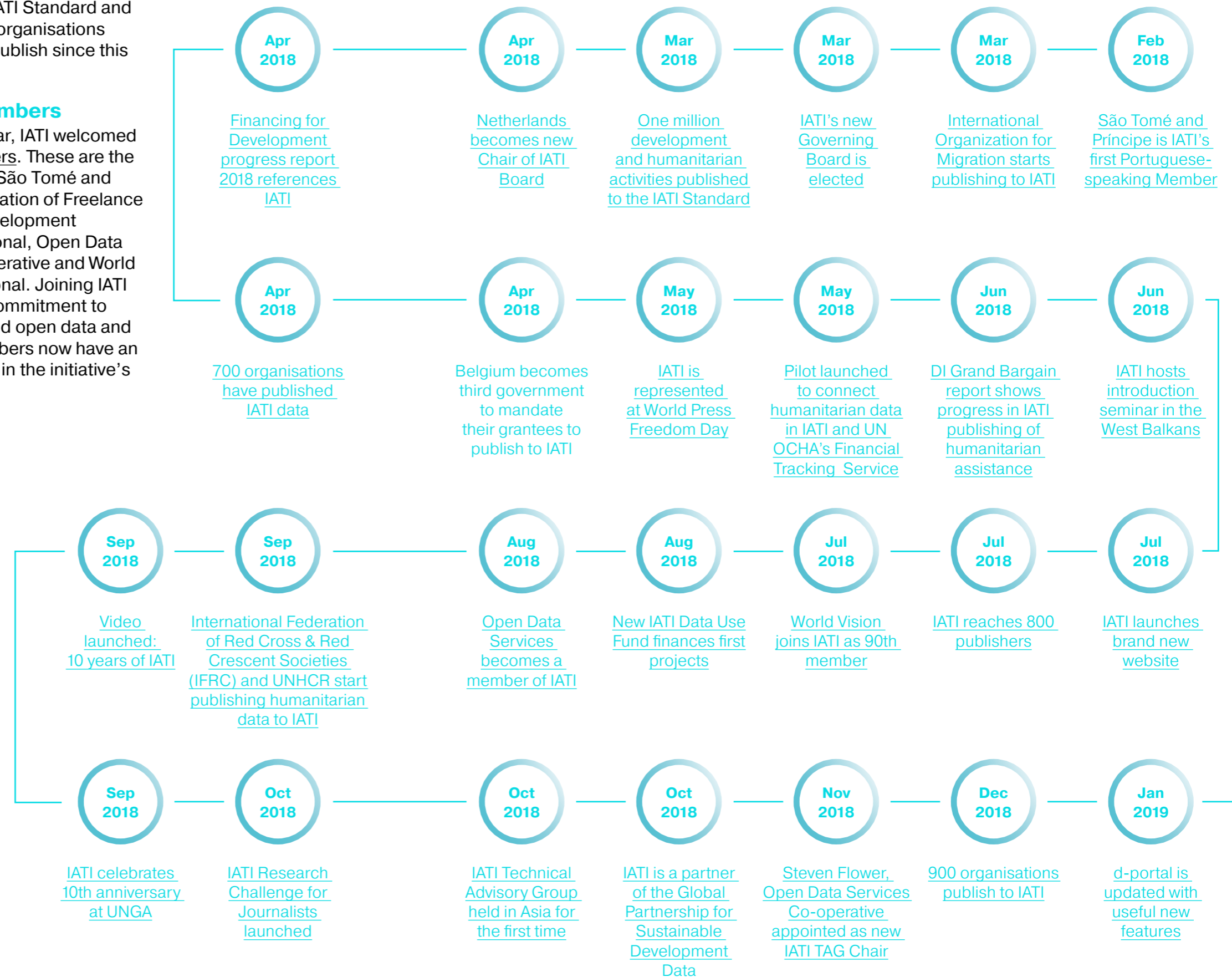
In 2018, more organisations began publishing details of their humanitarian assistance to IATI as part of commitments made at the World Humanitarian Summit in 2016 to implement the Grand Bargain agreement. These include major donors and implementers such as the International Federation of Red Cross and Red Crescent Societies (IFRC) and the UN High Commission for Refugees

(UNHCR). A June 2018 report by Development Initiatives showed that 44 of 59 Grand Bargain signatories (75%) were publishing data using the IATI Standard and a further seven organisations have begun to publish since this baseline report.

### Five new members

Over the last year, IATI welcomed five new members. These are the Government of São Tomé and Príncipe, Association of Freelance Journalists, Development Media International, Open Data Services Co-operative and World Vision International. Joining IATI shows a clear commitment to transparency and open data and these new members now have an important stake in the initiative's governance.

Figure 3: IATI achievements: Timeline of key events since IATI Annual Report 2017 (February 2018 – January 2019)





# IATI community and governance

IATI involves stakeholders from across the international development, humanitarian and open data sectors. Strategic decisions are taken by members annually at the Members' Assembly, and an elected Governing Board sets annual plans and budgets and works with the Secretariat to monitor implementation. A Technical Advisory Group (IATI's TAG) of data publishers and users, political advocates for transparency, communicators and technical specialist provides advice to the Board on the Standard and technical questions.

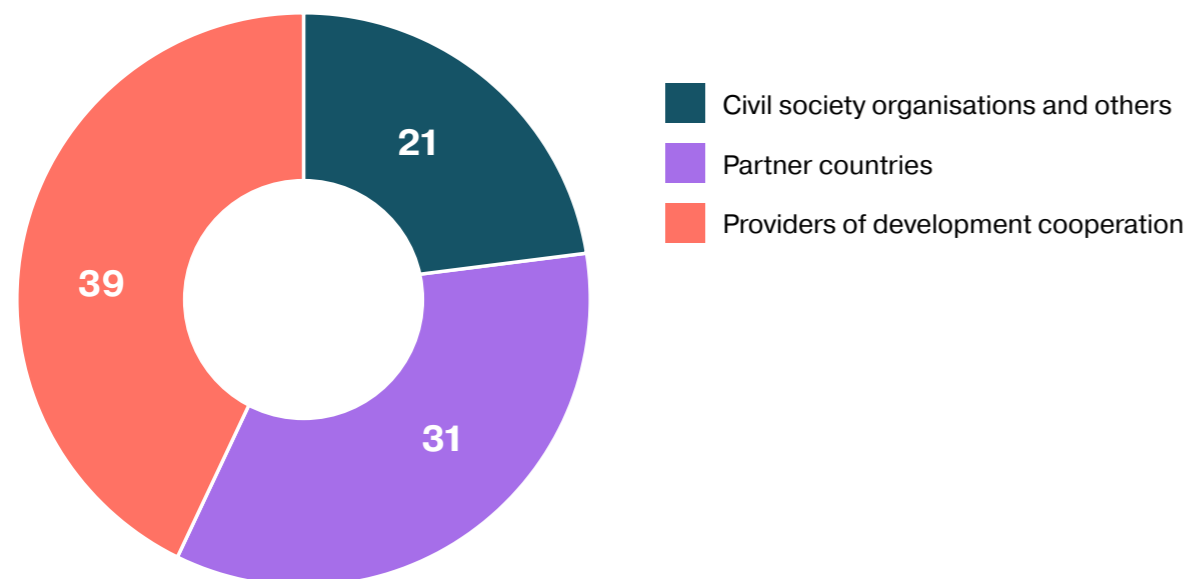
The implementation of IATI's workplan and budget is undertaken by the Secretariat, led by UNDP together with UNOPS and Development Initiatives.

## IATI membership

Organisations who choose to join IATI become part of the Members' Assembly and help fund the initiative. Full membership is open to stakeholders from governments, multilateral organisations and NGOs to foundations, private sector organisations and development finance institutions that are willing to commit to IATI's aims and objectives as outlined in IATI's Standard Operating Procedures.

There are now 91 IATI members and over the last year, 5 new organisations joined (see Annex 1 for a list of all IATI members).

Figure 4: IATI members by organisation type



## New Chair and Governing Board

IATI's new Governing Board was elected in March 2018 by an online vote of members to serve a two-year term. The Board unanimously agreed to appoint Theo van de Sande from the Netherlands Ministry of Foreign Affairs as Chair, succeeding Stephen Potter from Global Affairs Canada who had completed his two-year term. For the first time the Board also appointed two Vice-Chairs, selecting the representatives from the Economic Relations Division of the Government of Bangladesh, and from the UK-based international development network, Bond.

## Members' Assembly 2018

Members and observers (82 participants) attended IATI's annual Members' Assembly 2018 in UN City, Copenhagen, generously part-funded by the European Commission's Directorate-General for International Cooperation and Development (DG DEVCO).

Members made decisions on IATI's institutional arrangements (see page 18) and set a 16-month budget and workplan for Year 6 (September 2018 – December 2019) to align the financial year with the calendar year. The Members' Assembly also agreed to deprecate version 1 of the IATI Standard

and supported a proposal for a technical audit of IATI's core services to be undertaken (see page 18).

The Members' Assembly also featured interactive sessions to provide feedback on IATI's new website and contribute to the development of work on improving IATI data quality and data use.

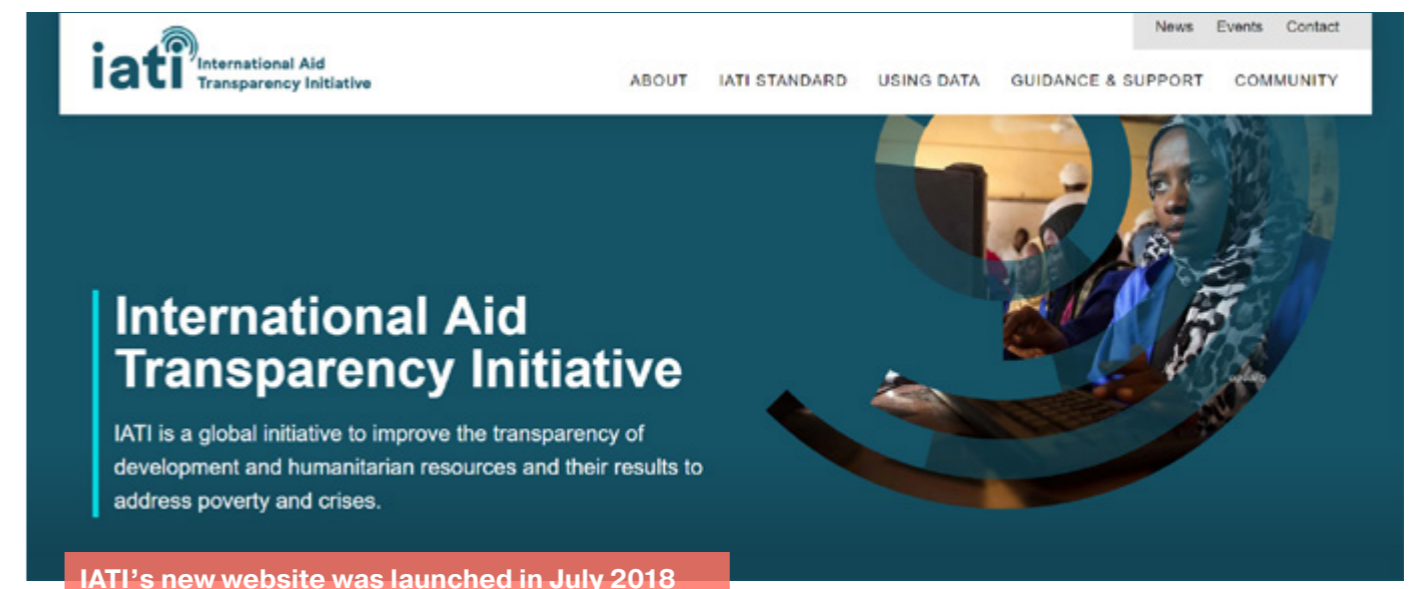
## IATI website launch

In July 2018, a new IATI website was launched – iatistandard.org. Building the site involved bringing four existing websites under IATI's new brand and rewriting around 150,000 words of content. The new website has useful additional content, including a new events section, a plain English explanation of the IATI Standard, a step-by-step guide on publishing IATI data and case studies.

Since it was launched in July<sup>5</sup> iatistandard.org has had:

- more than 230,000 pageviews
- more than 70,000 unique users
- more than 5,000 uses of the new guidance to support publishers.

<sup>5</sup> Figures obtained from Google Analytics between 1 July and 31 December 2018.



The launch of [iatistandard.org](http://iatistandard.org) has had a positive impact on the demand for services offered by IATI's technical team. The new site has reduced the number of emails received by IATI's Helpdesk for simple publishing support and has significantly reduced time spent on fixing technical problems, allowing the team developers to work on other projects.

### **IATI Institutional Review**

In 2018 IATI's Institutional Review Working Group (a subgroup of IATI's Governing Board) developed recommendations on the future of the initiative's governance, hosting and financing arrangements. The working group, made up of IATI members, was established back in October 2017. The group contracted consultants to carry out an independent review and provide analysis for it to develop its recommendations for sustainable and implementable options for the future of IATI.

The working group presented its [recommendations](#) at the Members' Assembly 2018 and approval was reached on IATI retaining its UN-based, hosted institutional arrangement for an additional three-year period after August 2019. The Governing Board was mandated to implement recommendations including improving the Secretariat's accountability to the governing bodies, and developing a three-year strategic plan for 2020–2022. For a full description of the changes approved, see [IATI Members' Assembly 2018 minutes](#).

### **IATI technical audit**

The Members' Assembly also mandated an audit of IATI's core technical products and services that support the development and use of the IATI Standard. The audit was conducted by a panel of experts appointed by the IATI Governing Board and worked with IATI's technical team to set technical priorities over the next 18 months.

The audit recommended prioritising improved validation services and building a new datastore until May 2019 and proposed appropriate allocation of resources to other services. The audit also proposed that the technical team should develop quarterly work plans which would be reviewed by the Governing Board's technical focal points.

The full technical audit report and the recommendations accepted by the IATI Governing Board were published [online](#).

### **Data Use Task Force**

IATI's Data Use Task Force convened fortnightly over the year to oversee and promote the implementation of IATI's [Data Use Strategy 2017–19](#). The task force was launched in 2017 and works with the IATI Secretariat to promote the systematic and routine use of IATI data. A key part of the task force's work in 2018 was developing the terms of reference documents for bidding for financing from the IATI Data Use Fund to overcome challenges identified in the Data Use Strategy. More information on the projects supported by the IATI Data Use Fund can be found on page 28.

# Technical Advisory Group – Chair's report

*IATI's [Technical Advisory Group \(TAG\)](#) is a multi-stakeholder community of organisations and individuals interested in improving the publication and use of IATI data. The TAG community aims to meet in person once a year and is chaired by Steven Flower from Open Data Services Co-operative, who represents the views of the community on the [IATI Governing Board](#).*



In November 2018 I was honoured to become the new Chair of IATI's TAG. I'm pleased to reflect on the achievements delivered by the TAG over the last year and sincerely wish to record our thanks to our previous Chair, John Adams, for his leadership in developing and supporting our rapidly expanding community.

During 2018 an enormous amount of work was undertaken to provide guidance, support and tools for IATI data publishers and users and here are just a few of the highlights.

### **IATI technical audit**

In August 2018 TAG members volunteered their time to participate in IATI's technical audit panel, which was co-chaired by former TAG Chair John Adams. The voice of the TAG played an important role in setting priorities for the IATI technical team, including commitments to refresh and update the datastore and validation services. An agreement was also made to improve the visibility of the technical team's priorities through publication of quarterly updates on the delivery of its work plan and priorities for the next quarter.

### **TAG 2018 (13–15 November, Kathmandu)**

The TAG 2018 meeting was held in Kathmandu on 13–15 November 2018 and gathered IATI's technical community in Asia for the first time. This year's meeting focused on improving the systematic and routine use of IATI data to help achieve sustainable development outcomes. With over 60% of participants attending their first IATI meeting, the TAG 2018 aimed to raise basic awareness about the benefits of using IATI data. During the meeting the TAG's long-standing experts held a range of technical discussions, on topics such as improving the visualisation of aid data and developing best practice guidance on using hierarchies. The TAG also agreed a timetable for deprecating the IATI Standard version 1 with a deadline of 30 June 2019.

More information on the TAG 2018 can be viewed on the [participant videos](#) and in the [TAG 2018 report](#).



Finance Minister Dr Yuba Raj Khatriwada opened the TAG meeting 2018 and reaffirmed the Government of Nepal's commitment to IATI

### Publisher implementation of v2.03 upgrade

There has been a significant effort from IATI publishers to upgrade the data they publish to IATI's latest version (2.03). Launched in February 2018, version 2.03 of the IATI Standard aims to improve the quality and usability of data on humanitarian assistance and the results of activities. Already 198 organisations have moved to the upgraded version, while 126 continue to publish using version 2.01 and 637 use version 2.02.

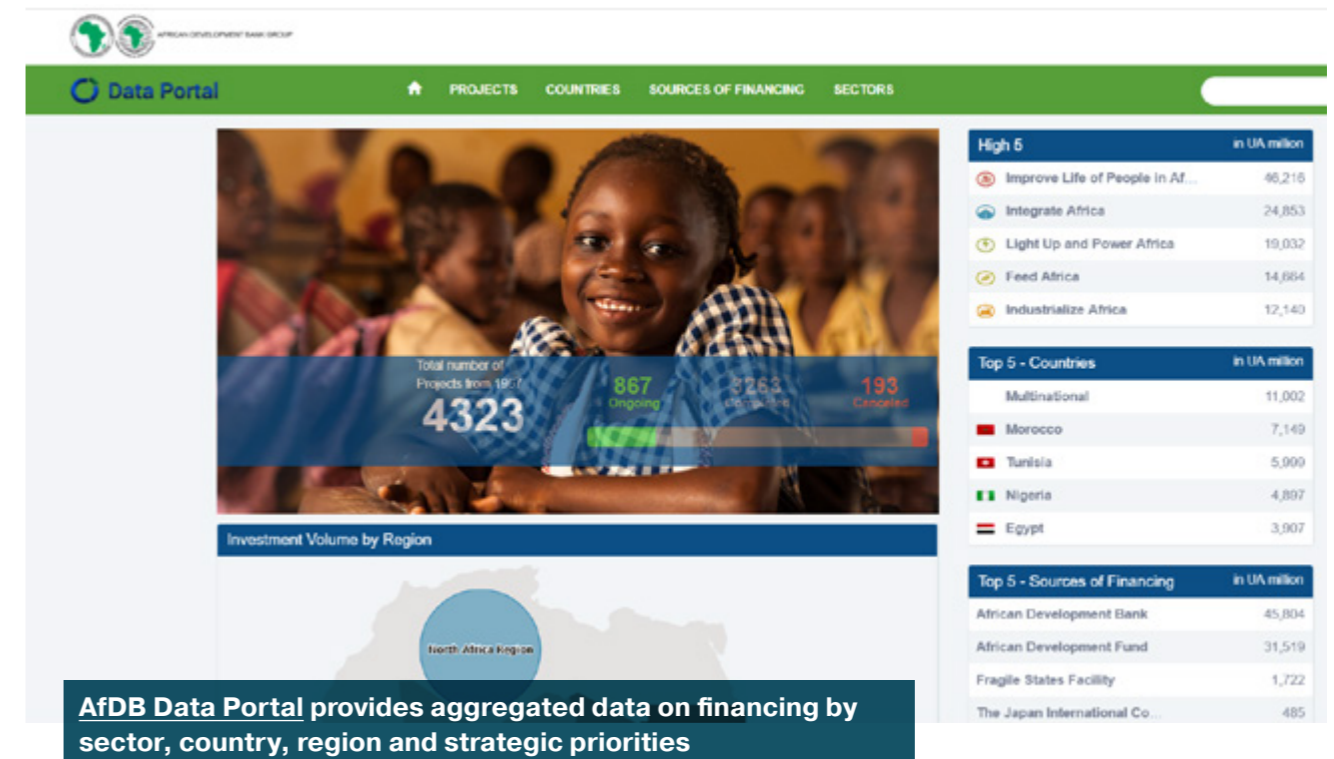
### Expanding efforts to improve data use

There has been outstanding progress this year by the TAG community on developing tools to improve the use of IATI data. Among these Publish What You Fund released [IATI Decipher](#) to improve access to data in organisation files,

Zimmerman and Zimmerman released [aidperspective.org](#), and consultants in the Netherlands launched [IATI Insights](#), a new service to help organisations turn their IATI files into dashboards.

New tools were also released by providers of development cooperation, for example the African Development Bank's (AfDB) new [AfDB Data Portal](#) supports internal decision-making and monitoring of investments.

Another promising development came from Catalpa International, which released IATI Sync. This new tool aims to reduce the workload of donors based in Myanmar by automatically importing the financial information published by their head offices via IATI directly into the government's aid information management system, rather than having to manually report it separately.



AfDB Data Portal provides aggregated data on financing by sector, country, region and strategic priorities

### Humanitarian publishing gaining momentum

Over the year, Open Data Services Co-operative supported major Grand Bargain signatories, including UNHCR, to implement their commitment to start publishing their humanitarian spending to IATI. A number of IATI community members helped progress the integration of IATI with the UN Office for the Coordination of Humanitarian Affairs (OCHA) Financial Tracking Service through a pilot in 2018. The access to data was also improved by the decision by the [Humanitarian Data Exchange](#) to include IATI humanitarian data in its online tool.

### Growing publishing support

As in previous years, IATI's community has worked hard to boost the services available to support the publication of IATI data. From one-to-one support to workshops and new written guidance, IATI's community plays a huge role in increasing volume and quality of development and humanitarian data.

In 2018, innovative online initiatives have been launched, including a [two-week training course](#) developed by Bond jointly with Humentum, combining expertise in IATI publishing with industry standard in online learning. UNDP also developed and launched a [free online training course](#) available through its updated transparency portal.

### Looking to 2019

I look forward to supporting and championing the work and needs of IATI's technical community throughout 2019. As TAG Chair, my priorities include supporting the successful delivery of a refreshed validator and datastore, giving us infrastructure to grow. As a Board focal point, I will take part in quarterly review meetings with the technical team and ensure that agreed priorities are shared with the community. I will also focus on encouraging organisations to share their upcoming plans on IATI projects to increase effective collaboration.

# Improving data quality

The IATI Standard was developed to meet the demand from developing country stakeholders for timely, comprehensive and forward-looking information on external resources. Improving the quality of IATI data is essential to ensure data users can access useful information to inform decisions and hold decision-makers to account.

- **Better planning:** IATI allows donors to share indicative budgets in advance, so developing country governments are better able to plan and manage external resources.
- **Up-to-date information:** Timely information enhances governments' abilities to plan budgets, improve macroeconomic management, reduce duplication and provide greater accountability for service delivery funds. Spending and activities can be reported quarterly, monthly, weekly or even daily, which can be crucial in a humanitarian emergency.
- **Providing the bigger picture:** IATI allows the reporting of data on a wide range of development resources, going beyond traditional aid. For example, data on investments from development finance institutions and philanthropic foundations can be made available to improve planning and coordination.
- **Capturing results:** Organisations can publish data on the impact that their development activities make. For example, the Standard allows for reporting on the SDGs.

Good data is equally important to different groups of users including parliamentarians, journalists and civil society organisations in both donor countries and partner countries, and for a range of different purposes, from policy development to coordination and accountability.

The quality of IATI data is measured and displayed on the [IATI Dashboard](#), allowing both publishers and users to see at a glance whether the data that is being produced is timely, comprehensive and forward-looking.

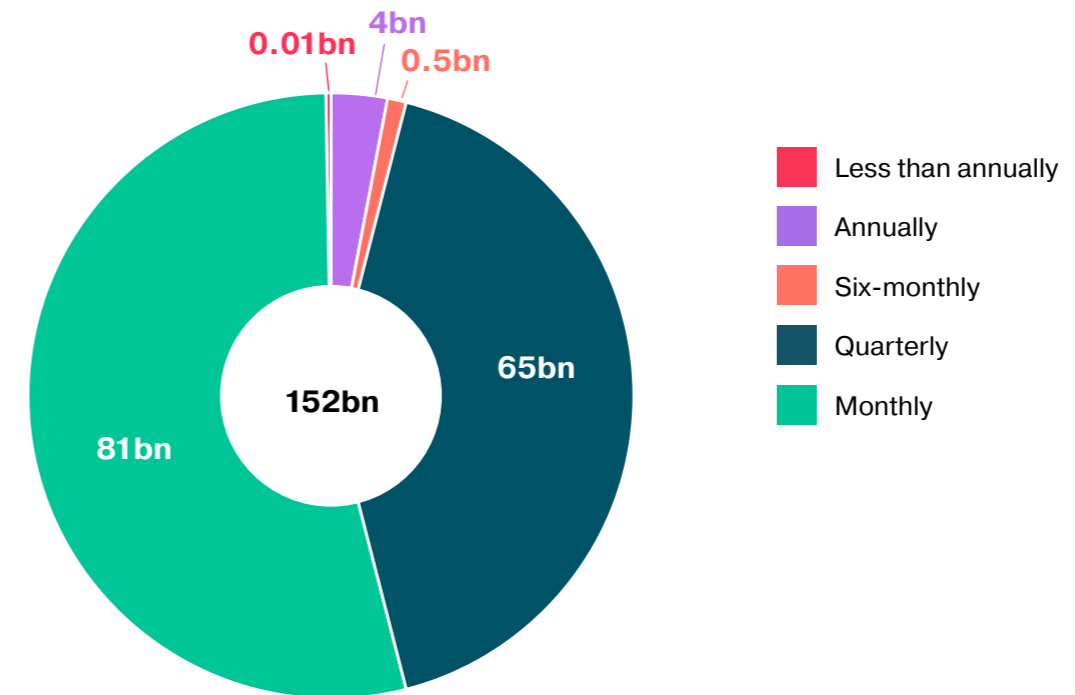
## Timeliness

IATI encourages publishers to update their data at least once per quarter. In 2018, **97% (US\$147 billion)** of the total volume of spend<sup>6</sup> was reported by publishers who update their data at least every quarter. Of this, nearly US\$82 billion was reported by publishers who update their data monthly.

As the Standard has undergone changes to effectively publish data on humanitarian assistance, future work could be done to better reflect the differing needs of data users.

<sup>6</sup> Disbursements and expenditure reported to IATI in 2018 by all publishers total US\$151,834,273,293.39. As IATI traces the flow of resources between organisations throughout the aid delivery chain, this figure includes double counting.

Figure 5: Timeliness of IATI data publication (US\$)



## Comprehensiveness

When publishing data about development and humanitarian activities, it is vital that organisations provide comprehensive information about the activities they publish, using relevant elements of the IATI Standard to describe their activities most accurately.

The Standard has a set of (mandatory) 'core fields' supplemented by a variety of recommended but optional 'value-added fields'. The [IATI Dashboard](#) provides statistics on how many publishers are making use of each.

Figure 6 shows that in 2018, the number of organisations publishing valid data has increased in **every core field** of the IATI Standard. The overall percentage of publishers reporting valid data in each field also slightly increased, showing that a good proportion of new publishers are complying with IATI's core, or mandatory, fields.

While most organisations are publishing valid data for the core elements, there is substantial room for improvement in using the 'value-added' elements of the Standard. Compared

with 2017, the overall proportion of publishers sharing data using the 'value-added' elements has reduced (with a slight increase in actual numbers of publishers using them).

A notable improvement was in the publication of geographical coordinates of activities, with the number of publishers providing data for this field more than doubling since 2017 (from 67 to 140).

There has been a significant influx of new publishers (an increase of 45% since 2017) thanks in part to work by some donor governments mandating those receiving funding from them to report to IATI. While publisher numbers have increased, work remains to be done to encourage the publishers to provide the information required by IATI's value-added fields. Improving the comprehensiveness of their data is likely to take additional time particularly for new publishers, and the mandating governments are encouraged to support their efforts. These additional efforts will improve performance, lift overall data quality and provide valuable additional information to data users, who currently lack important contextual data.

**Figure 6: Comprehensiveness: Number of IATI publishers providing valid data in more than 95% of each core element**

	2014		2015		2016		2017		2018	
	No of Publishers	% of publishers	No of Publishers	% of publishers	No of Publishers	% of publishers	No of Publishers	% of publishers	No of Publishers	% of publishers
Reporting organisation	290	82	293	83	389	97	478	98	731	99
Title	284	80	289	82	384	96	474	97	725	98
Version	273	77	286	81	394	99	484	99	737	99
Status	278	79	281	80	390	98	483	99	738	100
IATI-Identifier	269	76	274	78	366	91	452	93	690	93
Description	251	71	260	74	362	92	457	94	710	96
Activity date	246	70	250	71	341	85	445	91	704	95
Sector	202	57	222	63	308	77	414	85	655	88
Participating organisation	193	55	201	57	267	67	324	67	505	68
Country or regions	187	53	199	56	298	75	393	80	627	84

Note: The percentage of publishers has been calculated using ONLY the number of publishers reporting current activities (399 in 2016 and 487 in 2017). In the 2016 and 2017 Annual Reports the percentage was calculated using all publishers, hence, the higher percentages then. Percentages are rounded to nearest whole number.

**Figure 7: Comprehensiveness: Number of IATI publishers providing at least some valid data in each element**

	2014		2015		2016		2017		2018	
	No of publishers	% of publishers	No of publishers	% of publishers	No of publishers	% of publishers	No of publishers	% of publishers	No of publishers	% of publishers
DAC sectors	198	56	187	53	299	74.94%	400	82%	474	64%
Contacts	169	48	174	49	246	61.65%	294	60%	334	45%
Activity documents	131	37	146	41	164	41.10%	209	43%	271	37%
Activity website	95	27	94	27	Not on Dashboard	Not on Dashboard	Not on Dashboard	Not on Dashboard	Not on Dashboard	Not on Dashboard
Location details	68	19	69	20	84	21.05%	105	22%	170	23%
Conditions attached	27	8	28	8	Not on Dashboard	Not on Dashboard	Not on Dashboard	Not on Dashboard	Not on Dashboard	Not on Dashboard
Result/Indicator	19	5	24	7	76	19.05%	166	34%	225	30%
Geographic coordinates	14	4	20	6	47	11.78%	67	14%	140	19%
Capital spend	7	2	9	3	21	5.26%	25	5%	19	3%
Aid type	N/A	N/A	N/A	N/A	285	71.43%	323	66%	357	48%
Recipient language	N/A	N/A	N/A	N/A	247	72.43%	288	59%	340	46%

Note: The percentage of publishers has been calculated using ONLY the number of publishers reporting current activities (399 in 2016 and 487 in 2017). In the 2016 and 2017 Annual Reports the percentage was calculated using all publishers, hence, the higher percentages then. Percentages are rounded to nearest whole number.

**Figure 8: Forward-looking data published in 2018 and 2017**

	Annual Report 2017 (US\$)	Annual Report 2018 (US\$)
Current year	145 billion*	152 billion*
Current year +1	111 billion	99 billion
Current year +2	54 billion	67 billion

### Forward-looking

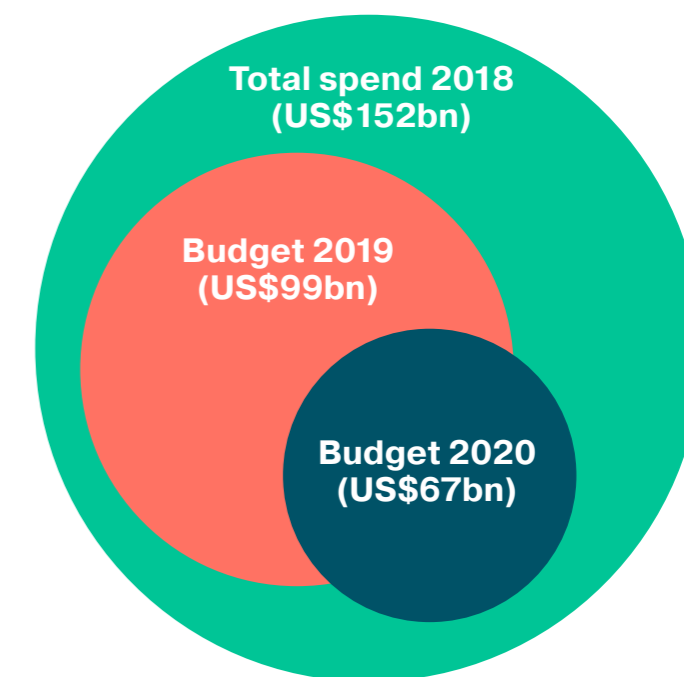
Information on future resource flows is essential for partner country governments to make the most productive use of public spending and support macroeconomic management. Greater predictability is also important to donors, improving harmonisation and increasing the impact of their interventions.

In 2018 donors increased the amount of forward-looking budget data published two years in advance by 24% (up from US\$54 billion in 2017 to US\$67 billion in 2018). However, the volume of data published one year in advance decreased from US\$111 billion in 2017 to US\$99 billion.

### Coverage

Coverage measures how much of an organisation's total expenditure is covered through its IATI publication. In 2016 coverage was included on the IATI Dashboard as the fourth critical dimension of data quality that publishers should aim to improve. Gaining coverage data

**Figure 9: Forward-looking data published to IATI**



involved a lengthy exercise of the IATI technical team requesting and collecting figures from every publisher. In September 2018 a decision was taken to no longer manually collect coverage data as this was not deemed sustainable with the rapid growth in publishers.

Going forward, publishers are still encouraged to publish their total expenditure in

their organisation file of the IATI Standard to allow for an automated way of calculating coverage. Further information about this change can be found on the [IATI Dashboard](#).

\*Total disbursements and expenditure reported to IATI in 2017 by all publishers. As IATI traces the flow of resources between organisations throughout the aid delivery chain, this figure includes double counting.

# Improving data use

In 2018, IATI made further progress towards delivering its mission for IATI data to be routinely used to inform and support the global efforts of implementing the 2030 Agenda for Sustainable Development.

In just a decade, over one million development and humanitarian activities have been published to the IATI Standard by over 900 different organisations. Now, IATI offers access to comprehensive and unique data on activities and finances invaluable to IATI partner countries, providers of development assistance, civil society organisations, media, academia and researchers.

## Progress in delivering the Data Use Strategy 2017–19

This section provides information on the activities that have been delivered by both the IATI Secretariat and the IATI community to achieve the five objectives set by IATI's Data Use Strategy 2017–19.

### OBJECTIVE 1: Raise awareness of IATI as a source of aid data

- The Africa Open Data and Internet Research Foundation delivered IATI awareness-raising workshops across Ghana. Over 420 representatives from more than 130 different institutions, including government, public services, media and

*Oxfam America trained civil society organisations in Uganda to use IATI data to monitor the implementation of development projects.*

civil society, attended, attracting significant media coverage. This included an interview with the foundation on GTV's (Ghana Today Television) Breakfast Show.

- UNDP and the Association of Freelance Journalists held a marketplace stall at World Press Freedom Day 2018 (2–3 May, Ghana) and conducted a training session on IATI data and fact-based journalism. A group of young journalists learned how to use IATI's search platform d-portal to inform their stories and the event provided access to over 600 attendees from governments, civil society, media and academia.
- Oxfam America trained civil society organisations in Uganda to use IATI data to monitor the implementation of development projects. Organisation staff learned how to access detailed documents published by donors on local projects and then hold conversations with key stakeholders, potential beneficiaries and staff involved in the project to increase accountability.



Winnie Kamau from the Association of Freelance Journalists provides IATI training at World Press Freedom Day 2018

Becoming more familiar with IATI data use, the participants shared their stories through social and traditional media, becoming valuable advocates for IATI data use.

- Partnering with UNESCO, the IATI Secretariat organised the IATI Research Challenge for Journalists – a research and writing competition for journalists around the world aged between 15 and 25. With Christophe Deloire, Secretary-General of Reporters Without Borders, acting as patron and effective promotion from all partner organisations, awareness of the competition was raised to thousands of people through social media.

### OBJECTIVE 2: Improve data quality to facilitate use

- **IATI Validator:** On the recommendation of IATI's technical audit in 2018, a new validator service will be delivered to identify and prevent errors and improve

the quality of IATI data published. The new IATI validator will allow IATI publishers to check whether corrections are needed in their IATI XML data before making the data public. Bids were invited to deliver the new validator service in 2019.

- **Web-based feedback mechanisms:** Nepal-based software provider Young Innovations will undertake a project to improve user feedback on the quality of IATI data. In the first half of 2019, Young Innovations will present research findings and recommendations on a web-based feedback mechanism for users to directly raise data quality issues with publishers.

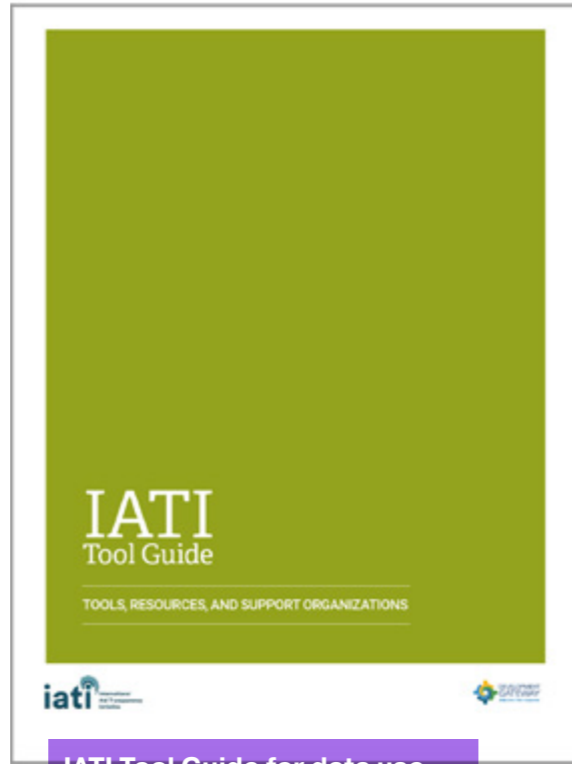
### OBJECTIVE 3: Improve existing tools and develop new, user-friendly tools

- **d-portal.org:** IATI's Secretariat has continued to add new features and update IATI's online search platform, d-portal. For example, activities being delivered

to address humanitarian crises are now identified on the portal with a ‘humanitarian flag’. The use of d-portal grew enormously over the year, with a 62% increase in users and a 57% rise in pageviews during 2018 compared with 2017.<sup>7</sup>

*The use of d-portal grew enormously over the year, with a 62% increase in users and a 57% rise in pageviews during 2018 compared with 2017.*

- **New datastore project:** The IATI Secretariat moved ahead with its commitment to set up a new and improved datastore. Zimmerman and Zimmerman successfully bid to deliver a robust data service and the project kicked-off in 2018. The new datastore is scheduled to be launched in 2019.



#### OBJECTIVE 4: Improve guidance, training and support for specific user groups

- **IATI website:** IATI launched a dedicated online data use resource on the [iatistandard.org](http://iatistandard.org) website in July 2018. The section provides easy-to-understand information on where and how to access IATI data as well as case studies.
- **IATI tool guide:** Development Gateway created a guide to help users identify the best ways to access IATI data. The [IATI Tool Guide](#) provides detailed information and step-by-step guidance for numerous IATI tools and applications that serve the needs of different data user groups.
- **IATI data use training:** IATI’s Secretariat led and supported a number of training events to improve the use of IATI data. In June, UNDP ran a workshop for 35 participants from the governments of Albania, Macedonia, Montenegro, Romania and Serbia. Participants

shared details about their own national practices and ambitions around data collection, management and use against the background of transitioning from aid recipient countries to emerging donors. IATI’s technical team also contributed to a training event for staff in Romania to train 25 participants representing the governments of Bulgaria, Czech Republic, Croatia, Turkey and Romania.

#### OBJECTIVE 5: Promote integration of IATI data into partner country aid systems and processes

- Development Gateway improved a previously developed tool that enables automated import of IATI data into governments’ aid information management systems (AIMS). The IATI-AIMS Import tool includes new key features such as adding ‘tooltips’ to allow users to quickly see definitions of IATI data fields by hovering over an icon. As well as upgrading Senegal’s IATI-AIMS tool, Development Gateway delivered a training session for government staff and development partners to use the new functionalities.

<sup>7</sup> Figures taken from Google Analytics; d-portal users increased from 10,363 to 16,756 (61.69%) and pageviews from 145,087 to 228,276 (57.34%)

### IATI Data Use Fund

To improve data use and give the global open data community the opportunity to help implement IATI’s [Data Use Strategy 2017–19](#) IATI, included a Data Use Fund. The US\$250,000 fund was established to support external organisations to play a greater role in innovating and implementing new solutions to overcome existing barriers to IATI data use.

The IATI [Data Use Fund](#) is administered by UNDP and guided by the IATI Data Use Task Force. Following the objectives of the Data Use Strategy, the fund invited dedicated requests for proposals from bidders to propose innovative small-scale activities. UNDP received a good level of interest from organisations to bid for funds and by December 2018, the first four projects were successfully delivered. These involve the activities mentioned earlier from the Africa Open Data and Internet Research Foundation, Oxfam America, Development Gateway and Young Innovations.

### Improving effectiveness

Taking stock of achievements in 2018 has provided the IATI Secretariat and Data Use Task Force with some valuable lessons to inform future activities.

### Technical interdependencies

IATI’s technical audit in August 2018 prioritised work on building a new datastore and validator as essential core infrastructure to provide a robust data service to power IATI tools. Discussions on the long-term delivery of information services provided by online tool [d-portal](#) were placed on hold while the core products are still under development, and those discussions will be ramped up again once the datastore and validator are available.

### Prioritising target users

During 2019, IATI will look at how to better prioritise and focus limited resources on specific user groups/regions, rather than aiming to address the needs of all user groups at the same time. Particular focus

will be placed on understanding the needs of users in partner countries to inform data use priorities and activities.

### Refining measures of success

Delivering the Data Use Strategy involves overcoming complex institutional, technical and political barriers. Therefore establishing quantitative and qualitative metrics to monitor the strategy’s delivery constitutes a challenge. IATI’s Secretariat will work on developing improved data use metrics and monitoring mechanisms to better understand the effectiveness of the strategy to date and inform its update as part of the 2019 strategic planning work.

### Improving partner country access to IATI data

For IATI data to be useful to partner countries, it is important that data is available from their major donors as well as from international and local NGOs. The data published has the potential to inform governments about millions of dollars of development and humanitarian activities being funded and implemented in partner countries. Providers of AIMS have continued with their efforts to improve access of IATI data through country financial systems. Even countries unable to access data through an automatic data import have found value in consulting IATI data using d-portal to find the granular details that are helpful in learning about projects that are being carried out locally by NGOs without country offices.

*Figure 10 shows that 26 out of 31 (or 84%) of IATI partner country members can find data published by at least 7 out of their 10 largest donors (see pages 30-31).*





# Looking ahead: priorities and future challenges

## Deprecating IATI Standard version 1

IATI will be deprecating Version 1 of the IATI Standard in June 2019 and supporting the minority of organisations still using this version to move their publication to Version 2. The deprecation of version 1 aims to ensure that more detailed and user-friendly data is published to IATI on development and humanitarian spending and activities, using fields that were introduced in Version 2.

## Improving IATI technical infrastructure

Over the next year, important improvements are scheduled to be delivered to IATI's technical infrastructure. Projects such as building a new IATI datastore and validator service will help transform the quality of IATI data and offer better access for key target data users.

## Implementing IATI's Data Use Strategy

The IATI Data Use Task Force will work on an update of the current Data Use Strategy (2017–19) to formulate a 2020–23 strategy for approval by the Members' Assembly 2019.

The Data Use Task Force will continue to guide and oversee the implementation of the Data Use Fund and promote IATI data use. In addition UNDP will lead the IATI Secretariat to organise and implement key activities such as capacity-development and awareness-raising measures with and for IATI partner countries and other data users.

Once a new robust data service is established through the release of the new datastore and validator, IATI will develop a long-term plan to determine the future delivery of the information services offered by online tool [d-portal](#). Partner countries will be encouraged and supported to work with their tool providers or software developers to make progress on the integration of IATI data into their AIMS.

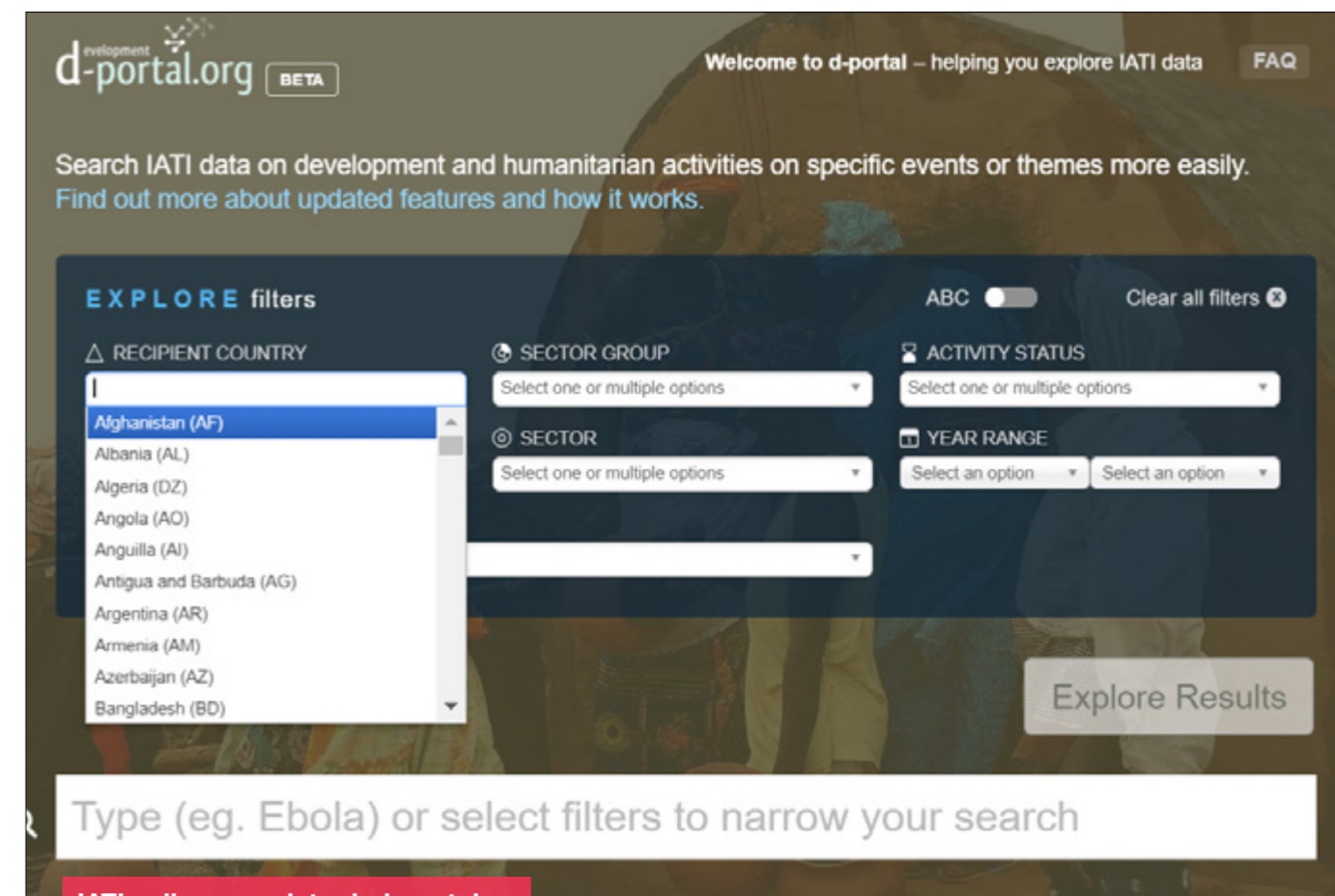
## Measuring total official support for sustainable development

The process around measuring total official support for sustainable development (TOSSD) is still under discussion by an international task force. IATI members take part in this task force and contribute the experience IATI has gained in designing a Standard that captures a wide range of resources beyond official development assistance, including from development finance institutions, philanthropic foundations and NGOs.

## Reporting data on Sustainable Development Goals

Open data has an essential role in monitoring the implementation of the 2030 Agenda and IATI has a part to play in monitoring progress

*Open data has an essential role in monitoring the implementation of the 2030 Agenda and IATI has a part to play in monitoring progress against the SDGs.*




IATI online search tool, [d-portal](#)

against the SDGs. As agreed at the 2018 TAG meeting, a reference group will be established to develop guidance on publishing data on resources and results related to the SDGs. Partner countries will also be consulted to establish how they are using SDG data and how IATI could add value to the coordination, planning and reporting on the agenda.

## Improving humanitarian reporting

IATI will continue to support the publication of data on humanitarian assistance and monitor the implementation of the Grand Bargain agreement. The technical team and Secretariat will also work to support projects by external organisations to increase the access and use of humanitarian data published to IATI.



# Annex 1: IATI members

Figure A1: Table of IATI members

Name	Organisation type	Year joined
Accountable Now	CSOs and others	2013
African Development Bank (AfDB)	Providers of development cooperation	2011
Akvo	CSOs and others	2016
Association of Freelance Journalists	CSOs and others	2018
Australia - Department of Foreign Affairs and Trade	Providers of development cooperation	2008
Bangladesh (Vice Chair)	Partner countries	2012
Belgium - Belgian Development Agency (BTC)	Providers of development cooperation	2012
Benin	Partner countries	2015
Bill & Melinda Gates Foundation	Providers of development cooperation	2013
Bond	CSOs and others	2013
Burkina Faso	Partner countries	2012
Burundi	Partner countries	2015
Canada - Global Affairs Canada / Affaires mondiales Canada	Providers of development cooperation	2011
Catalpa	CSOs and others	2015
Children's Investment Fund Foundation (CIFF)	Providers of development cooperation	2016
Colombia	Partner countries	2012
Congo, Republic of the	Partner countries	2012
Cordaid	CSOs and others	2015
CSO Partnership for Development Effectiveness (CPDE)	CSOs and others	2015
Democratic Republic of the Congo	Partner countries	2012
Denmark - Ministry of Foreign Affairs	Providers of development cooperation	2008
Development Gateway	CSOs and others	2014
Development Initiatives Poverty Research	CSOs and others	2008
Development Media International	CSOs and others	2018
Dominican Republic	Partner countries	2012
European Commission (EC)	Providers of development cooperation	2008
European Investment Bank (EIB)	Providers of development cooperation	2013
Finland - Ministry for Foreign Affairs	Providers of development cooperation	2008
France - Agence Française de Développement (AFD)	Providers of development cooperation	2016
Food and Agriculture Organization of the United Nations (FAO)	Providers of development cooperation	2016
Gavi	Providers of development cooperation	2008
Germany - Federal Ministry for Economic Cooperation and Development (BMZ)	Providers of development cooperation	2008
Ghana	Partner countries	2012
The Global Fund	Providers of development cooperation	2011
Guinea	Partner countries	2017
Honduras	Partner countries	2012
Indonesia	Partner countries	2012
Inter-American Development Bank (IDB)	Providers of development cooperation	2011
InterAction	CSOs and others	2015
International Development Law Organization (IDLO)	CSOs and others	2016
International Finance Corporation (IFC)	Providers of development cooperation	2017
International Fund for Agricultural Development (IFAD)	Providers of development cooperation	2012
International Organization for Migration (IOM)	Providers of development cooperation	2017
Ireland - Irish Aid	Providers of development cooperation	2008
Italian Agency for Cooperation and Development (AICS)	Providers of development cooperation	2017
Korea, Republic of	Providers of development cooperation	2016

Name	Organisation type	Year joined
Lebanon	Partner countries	2012
Liberia	Partner countries	2012
Madagascar	Partner countries	2012
Malawi	Partner countries	2012
Mali	Partner countries	2017
Moldova	Partner countries	2012
Montenegro	Partner countries	2012
Myanmar	Partner countries	2014
Nepal	Partner countries	2012
Netherlands - Ministry of Foreign Affairs – Development Cooperation	Providers of development cooperation	2008
Netherlands Enterprise Agency (RVO.nl)	Providers of development cooperation	2017
New Zealand - NZAID	Providers of development cooperation	2008
Nigeria	Partner countries	2015
Open Data Services Co-operative	CSOs and others	2018
Oxfam America	CSOs and others	2017
Oxfam Novib	CSOs and others	2017
Papua New Guinea	Partner countries	2012
Plan International	CSOs and others	2017
Publish What You Fund	CSOs and others	2008
Rwanda	Partner countries	2012
São Tomé and Príncipe	Partner countries	2018
Sierra Leone	Partner countries	2012
Somalia	Partner countries	2017
Sweden - Sida	Providers of development cooperation	2008
Synergy International Systems	CSOs and others	2016
Syria	Partner countries	2012
Tanzania	Partner countries	2012
Transparency International	CSOs and others	2008
UK - Department for International Development (DFID)	Providers of development cooperation	2008
United Nations Children's Fund (UNICEF)	Providers of development cooperation	2012
United Nations Development Programme (UNDP)	Providers of development cooperation	2011
United Nations Environment Programme (UNEP)	Providers of development cooperation	2016
United Nations Industrial Development Organization (UNIDO)	Providers of development cooperation	2016
United Nations Office for Project Services (UNOPS)	Providers of development cooperation	2011
United Nations Population Fund (UNFPA)	Providers of development cooperation	2012
United Nations Women (UN Women)	Providers of development cooperation	2012
United Nations World Food Programme (WFP)	Providers of development cooperation	2012
United States	Providers of development cooperation	2011
Viet Nam	Partner countries	2012
William and Flora Hewlett Foundation	Providers of development cooperation	2008
World Bank	Providers of development cooperation	2008
World Health Organization	Providers of development cooperation	2016
World Vision International	CSOs and others	2018
Yemen	Partner countries	2014
Zimmerman & Zimmerman	CSOs and others	2016

\*CSO = civil society organisation

# Annex 2: Financial reports

## Reporting period

IATI Annual Report 2018 provides details of the initiative's income and expenditure according to its financial years from September 2013 to August 2018, covering the period since the initiative has been hosted by the multi-stakeholder consortium led by UNDP, with UNOPS and Development Initiatives. IATI's financial years operate from September to August. The current report therefore presents detailed income and expenditure figures relating to IATI Financial Year 5 (September 2017–August 2018). The Certified Financial Statement and the Interim Financial Statement are prepared based on a calendar year, therefore the latter covers the longer period up to December 2018.

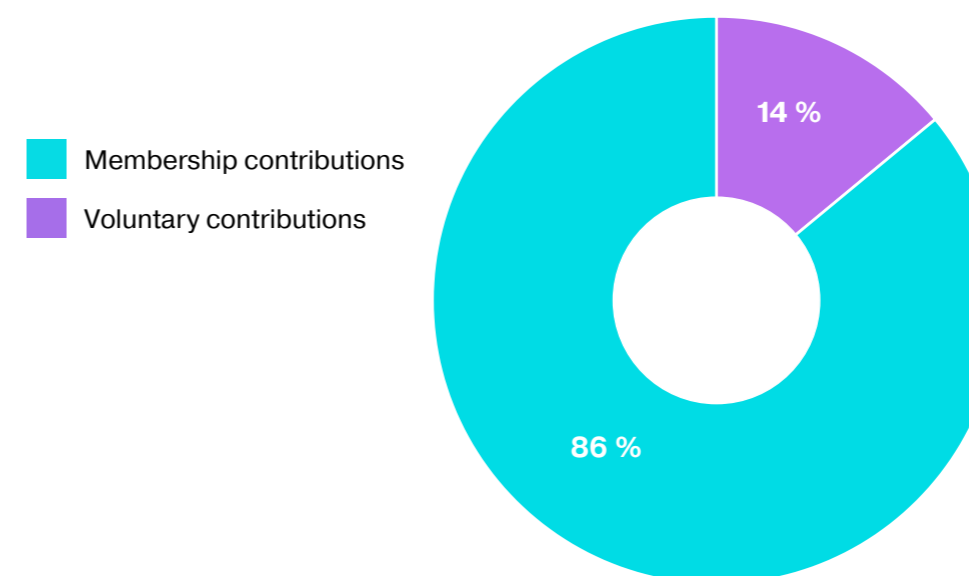
## How is IATI funded?

IATI is financed through a combination of membership and voluntary contributions. All contributions are allocated to a pool of resources used to fund IATI's workplan, monitored by IATI's Governing Board and approved by IATI's Members' Assembly.

## Funding received during IATI Financial Year 5

Figure A1: Income received September 2017–August 2018

Description	IATI Financial Year 5 (September 2017–August 2018), US\$
Membership contributions	2,461,463
Voluntary contributions	402,496
Total	2,863,959



The graph shows funds received per contribution type in Year 5 which covers the period September 2017 to August 2018. Membership contributions for Year 5 were still being received at the time of reporting. The Year 5 budget was funded as shown in the graphic above.

The funding model approved by members in 2016 saw a shift towards a model in which the full budget would be covered by membership contributions with no reliance on voluntary contributions, and accordingly the level of voluntary contributions has reduced year on year.

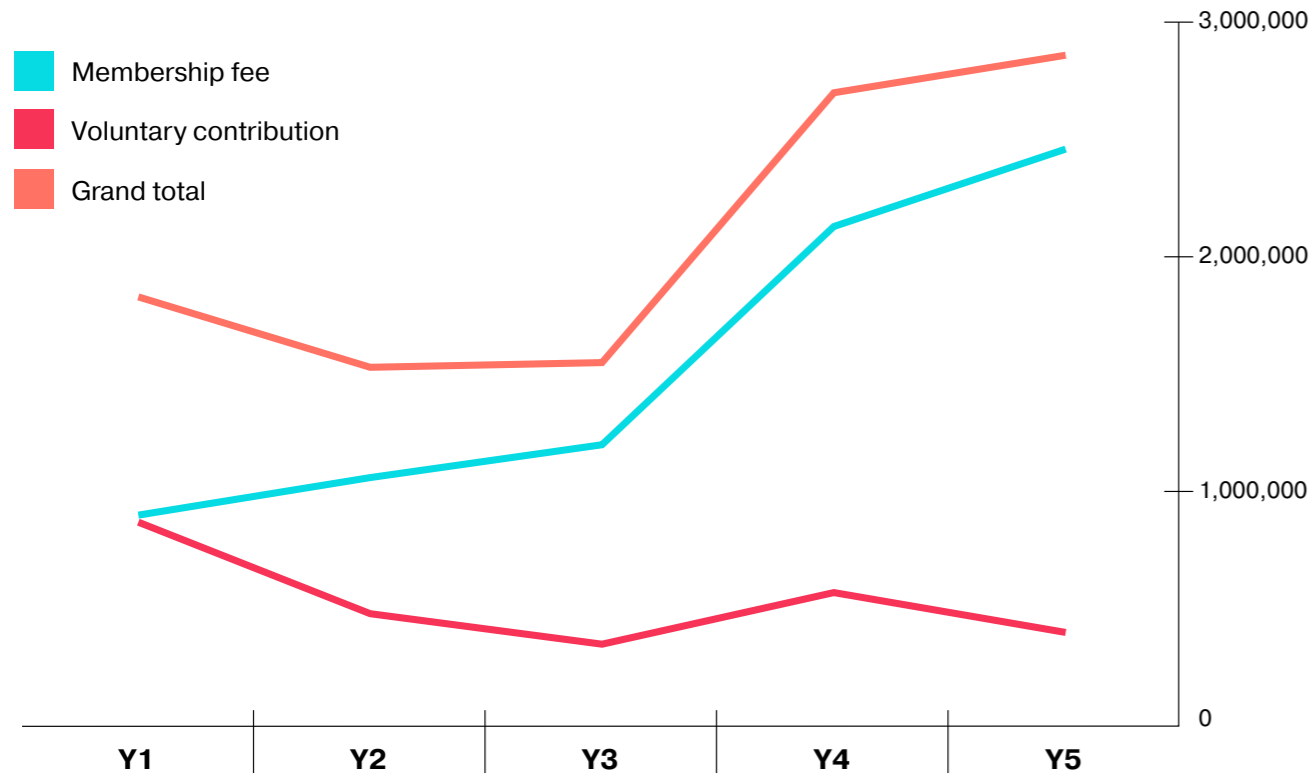
## Total funding received from IATI members from 2013 to 2018

Figure A2 shows funding received from individual IATI members/donors from September 2013 to December 2018, including the interest earned for this period. This income also includes the period September to December 2018.

**Figure A2: Detailed list of contributions made by individual IATI members/donors up to December 2018**

Purpose of funds	Member	Receipt date	Y1	Y2	Y3	Y4	Y5	Y6	Y7	Total	
Membership contribution	United Nations Children's Fund (UNICEF)	05-Sep-13; 13-Apr-15; 07-Oct-15; 14-Dec-16; 06-Dec-17; 04-Jan-18	43,250	43,250	43,250	76,500	84,996	85,000	-	376,246	
	United Nations Population Fund	02-Oct-13; 19-Dec-14; 10-Sep-15; 22-Dec-16; 01-Mar-17; 08-Aug-18; 13-Nov-18	43,250	43,250	43,250	43,250	46,500	46,500	-	266,000	
	Publish What You Fund	02-Oct-13; 11-Dec-14; 13-Oct-15; 04-Nov-16; 05-Jan-18; 19-Jan-18; 14-Nov-18	1,100	1,100	1,070	1,070	1,070	1,070	-	6,480	
	UK - Department for International Development	21-Jan-14; 05-Mar-15; 28-Sep-15; 09-Dec-16; 14-Dec-17; 26-Feb-18	43,250	43,250	43,250	85,000	85,000	-	-	299,750	
	The William and Flora Hewlett Foundation	13-May-14; 24-Mar-15; 05-Apr-16; 15-Mar-17; 20-Nov-18; 13-Dec-18	43,250	43,250	43,250	85,000	-	170,000	-	384,750	
	United States Agency for International Development	18-Nov-13; 29-Oct-14; 27-Oct-16; 13-Mar-17; 06-Feb-18; 12-Sep-18	43,250	43,250	43,250	85,000	85,000	85,000	85,000	-	469,750
	Bond	18-Nov-13; 26-Nov-14; 13-Aug-15; 05-Jul-17; 09-Jan-18; 24-Dec-18	1,100	1,100	1,100	1,100	1,082	1,082	-	-	6,564
	Canada - Department of Foreign Affairs, Trade and Development	03-Dec-13; 25-Nov-15; 29-Sep-17	43,250	43,250	43,250	-	170,000	-	-	-	299,750
	Transparency International	06-Dec-13; 23-Nov-15; 15-May-17; 13-Nov-17; 24-Dec-18	1,100	1,100	1,100	2,200	2,200	2,200	-	-	9,900
	African Development Bank	06-Dec-13; 16-Jan-15 18-Sep-15; 08-Mar-17; 04-Jan-18	43,250	43,250	43,250	43,250	43,250	-	-	-	216,250
	Ireland - Irish Aid	10-Dec-13; 22-Dec-14; 20-Nov-15; 08-Nov-16; 01-Jan-17; 17-Dec-18	33,480	53,020	51,164	77,086	88,914	84,982	-	-	388,646
	Netherlands - Ministry of Foreign Affairs - Development Cooperation	12-Dec-13; 28-Nov-14; 19-Oct-15; 11-May-17; 19-Jan-18	43,250	43,250	43,250	85,000	85,000	-	-	-	299,750
	United Nations World Food Programme	13-Dec-13; 09-Dec-14; 10-Sep-15; 29-Nov-16; 15-Nov-17; 19-Nov-18	43,250	43,250	43,250	76,500	85,000	85,000	-	-	376,250
	European Investment Bank	13-Dec-13; 13-Feb-15 09-Sep-15 & 15-Feb-17	43,250	43,250	43,250	43,250	-	-	-	-	173,000
	Sweden - Sida	19-Dec-18	-	-	-	-	-	-	84,979	-	84,979
	Germany - Federal Ministry for Economic Cooperation and Development (BMZ)	19-Dec-13; 17-Nov-14; 10-Sep-15; 18-Nov-16; 30-Nov-16; 30-Oct-17; 13-Nov-18	43,250	43,250	42,380	85,000	85,000	85,000	-	-	383,880
	United Nations Women	26-Dec-13; 02-Jul-15; 05-Nov-15 & 04-Jan-17	43,250	43,250	43,250	30,000	-	-	-	-	159,750
	Denmark - Ministry of Foreign Affairs	27-Dec-13; 28-Dec-16; 11-Sep-17; 14-Dec-18	43,250	43,250	39,354	88,866	84,970	84,970	-	-	384,660
	International Fund for Agricultural Development	06-Jan-14; 28-Feb-17; 10-Dec-18	43,250	43,250	43,250	30,000	33,000	33,000	-	-	225,750
	Finland - Ministry for Foreign Affairs	15-Jan-14; 31-Dec-14; 14-Jan-16; 20-Dec-16; 02-Jan-18; 27-Dec-18	43,250	43,222	43,230	84,975	85,000	84,975	-	-	384,652
	The Bill and Melinda Gates Foundation	06-Feb-14 & 30-Oct-14 & 01-Dec-16	43,250	43,250	56,750	85,000	85,000	-	-	-	313,250
	Australia - Department of Foreign Affairs and Trade	27-Mar-14; 17-Apr-15; 22-Jun-16; 05-Apr-17; 21-Dec-17; 05-Dec-18	43,250	43,250	43,250	85,000	85,000	85,000	-	-	384,750
	Inter-American Development Bank	16-Apr-14; 24-Mar-15; 23-Sep-15; 17-Mar-17; 27-Feb-18; 27-Jun-18; 30-Nov-18	43,250	43,250	43,250	43,250	85,000	85,000	-	-	343,000
	World Bank	02-May-14; 12-Feb-15; 09-Dec-15; 26-Jan-17; 11-Jun-18	43,241	43,242	43,243	43,250	43,250	-	-	-	216,225
	INGO Accountability Charter	12-May-14; 08-Jan-15; 16-Sep-15; 28-Nov-16; 31-Oct-17; 10-Dec-18	1,100	1,100	1,100	1,075	1,100	1,100	-	-	6,575
	Belgium - Belgian Development Agency (BTC)	20-Jun-14; 30-Jun-15; 11-Aug-16; 21-Aug-17; 26-Mar-18	43,225	43,225	43,225	84,975	84,975	-	-	-	299,625
	Gavi	28-Nov-14; 27-Aug-15; 08-Jun-17; 21-Dec-17	-	43,250	43,250	85,000	85,000	-	-	-	256,500
	The Global Fund to Fight AIDS, Tuberculosis and Malaria	10-Mar-15; 08-Sep-15; 20-Dec-16; 05-Dec-17; 04-Dec-18	-	43,223	43,232	85,000	85,000	85,000	-	-	341,455
	Development Gateway	01-Dec-14; 29-Oct-15; 05-Jan-17; 23-Oct-17; 14-Nov-18	-	1,100	1,100	1,100	1,100	1,100	-	-	5,500
	Malawi	18-Mar-15; 12-Dec-16; 10-Nov-17	-	1,100	-	3,300	2,200	-	-	-	6,600
	Nigeria	19-20-Mar-15	-	1,050	-	-	-	-	-	-	1,050
	New Zealand	29-Apr-15; 29-Jun-16; 15-Feb-17; 14-Feb-18	-	43,250	43,250	85,000	85,000	-	-	-	256,500
	Cordaid	24-Sep-15; 10-Jan-17; 24-Nov-17 & 27-Dec-18	-	-	2,200	2,200	2,200	2,196	-	-	8,796
	Bangladesh	22-Sep-15; 05-Jun-17; 13-Sep-17	-	-	2,200	2,200	2,200	-	-	-	6,600
	European Commission	22-Jan-16 & 24-Oct-16 05-Sep-17; 09-Feb-18	-	-	43,384	44,149	170,000	-	-	-	257,533
	Food and Agriculture Organization of the United Nations	06-Jun-16; 06-Dec-16; 20-Dec-17	-	-	43,250	76,500	85,000	-	-	-	204,750
	Myanmar	25-Nov-16; 13-Jun-17; 14-Aug-18	-	-	-	3,260	2,180	-	-	-	5,440
	Synergy International system	25-Nov-16; 27-Oct-17	-	-	-	1,100	1,100	-	-	-	2,200
	Republic of Korea	18-Mar-16; 14-Mar-17; 02-May-18	-	-	43,250	85,000	85,000	-	-	-	213,250
	IBON International Foundation INC, for the benefit of CSO Partnership for Development Effectiveness	28-Oct-15	-	-	1,092	-	-	-	-	-	1,092
	Interaction	14-Apr-16; 10-Nov-16; 26-Oct-17	-	-	1,100	2,200	2,200	-	-	-	5,500
	International Development Law Organization	17-May-16; 29-Dec-16; 01-Feb-18; 19-Dec-18	-	-	1,075	2,175	2,200	2,200	-	-	7,650
	Akvo	22-Nov-16; 14-Nov-17	-	-	-	1,100	1,100	-	-	-	2,200
	United Nations Environment Programme	03-Jan-17; 08-Nov-17	-	-	-	43,250	46,500	-	-	-	89,750
World Health Organization	16-Feb-17; 11-Jan-18; 29-Nov-18	-	-	-	76,500	85,000	85,000	-	-	246,500	
Netherlands Enterprise Agency (RVO.nl)	18-Apr-17; 16-Nov-17; 28-Nov-18	-	-	-	2,180	2,180	2,180	-	-	6,540	
International Finance Corporation	01-Jun-17; 10-Nov-17; 27-Nov-18	-	-	-	85,000	85,000	85,000	-	-	255,000	
Zimmerman and Zimmerman	24-Aug-17	-	-	-	1,100	-	-	-	-	1,100	
International Organization for Migration	25-Aug-17; 21-Dec-17; 27-Nov-18	-	-	-	76,500	85,000	85,000	-	-	246,500	
Oxfam Novib	15-Nov-17; 21-Nov-18	-	-	-	-	2,196	2,196	-	-	4,392	
France - Agence Française de Développement	7-Dec-17	-	-	-	-	85,000	-	-	-	85,000	
Plan International	9-Feb-18	-	-	-	-	2,200	-	-	-	2,200	
Oxfam America	12-Mar-18	-	-	-	-	2,200	-	-	-	2,200	
Mali	23-Feb-18	-	-	-	-	2,200	-	-	-	2,200	
Montenegro	5-Jul-18	-	-	-	-	2,200	2,200	-	-	4,400	
World Vision International	01-Oct-18 & 16-Nov-18	-	-	-	-	-	4,400	-	-	4,400	
		<b>Membership fee total</b>	<b>902,846</b>	<b>1,055,332</b>	<b>1,197,599</b>	<b>2,129,411</b>	<b>2,461,463</b>	<b>1,461,330</b>	<b>85,000</b>	<b>9,292,981</b>	
<b>Residual funds</b>	UK - Department for International Development	5-Nov-13	60,111	-	-	-	-	-	-	60,111	
			<b>60,111</b>	-	-	-	-	-	-	<b>60,111</b>	
<b>Voluntary contribution</b>	UK - Department for International Development	21-Jan-14; 05-Mar-15; 28-Sep-15; 09-Dec-16	165,555	67,986	4,520	198,599	-	-	-	436,660	
	Canada - Department of Foreign Affairs, Trade and Development	03-Dec-13; 30-Dec-15; 29-Sep-17	176,750	-	6,750	-	30,337	-	-	213,837	
	International Development Research Centre	14-Apr-15	-	260,000	-	-	-	-	-	260,000	
	The William and Flora Hewlett Foundation	12-Nov-13; 13-May-14; 24-Mar-15; 05-Apr-16; 02-Jun-16	156,750	6,750	6,750	200,000	200,000	60,000	-	630,250	
	Sweden - Sida	18-Dec-13; 18-Dec-14; 17-Dec-15; 19-Dec-16; 20-Dec-17	49,975	49,975	43,475	84,975	84,970	-	-	313,370	
	United States Agency for International Development	18-Nov-13; 29-Oct-14; 02-Nov-15; 06-Feb-18; 12-Sep-18	98,000	85,130	96,750	-	92,000	15,000	-	386,880	
	International Fund for Agricultural Development	6-Jan-14	35,250	-	-	-	-	-	-	35,250	
	European Commission	31-Jan-14; 23-Dec-14; 25-Feb-16 & 06-Mar-17	183,445	8,671	90,703	84,836	(4,811)	-	-	362,843	
Bangladesh	22-Sep-15	-	-	100,000	-	-	-	-	-	100,000	
		<b>Voluntary contribution total</b>	<b>865,725</b>	<b>478,512</b>	<b>348,948</b>	<b>568,409</b>	<b>402,496</b>	<b>75,000</b>	-	<b>2,739,089</b>	
		<b>Interest</b>	<b>4,549</b>	<b>6,774</b>	<b>13,959</b>	<b>18,998</b>	<b>27,774</b>	-	-	<b>72,054</b>	
		<b>Grand total</b>	<b>1,828,681</b>	<b>1,533,845</b>	<b>1,546,547</b>	<b>2,697,820</b>	<b>2,863,959</b>	<b>1,536,330</b>	<b>85,000</b>	<b>12,164,235</b>	

**Figure A3: Income received per contribution type for Financial Years 1-5 (2013–18)**



**Figure A4: Income per membership type for Year 5**



## Budget and expenditure IATI Financial Year 5

### Budget

At IATI's Members' Assembly in June 2017 a budget and workplan was approved by members for activities in IATI Financial Year 5 (September 2017–August 2018).

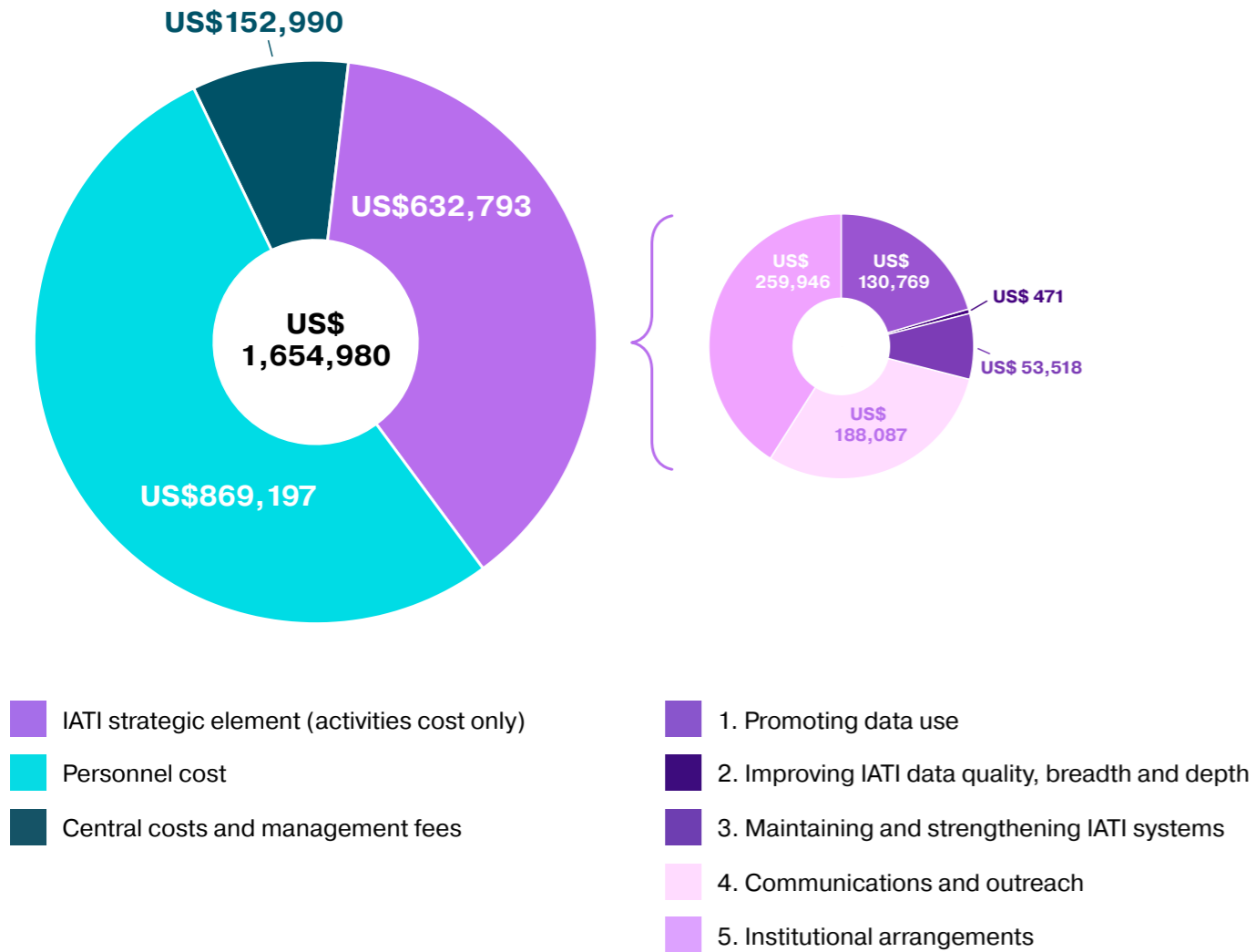
At the 2018 Members' Assembly members agreed a 16-month budget and workplan for Year 6 (September 2018–December 2019) to bring IATI's financial year in line with the calendar year from January 2020.

### Expenditure

In IATI Financial Year 5 (September 2017–August 2018) IATI spent US\$1,654,980. Figure A5 provides a breakdown of expenditure during this period.

Description of expenditure	Amount (US\$)
IATI strategic element (activities cost only):	
• Promoting data use	
• Improving IATI data quality, breadth and depth	
• Maintaining and strengthening IATI systems	
• Communications and outreach	
• Institutional arrangements	
	632,793
Personnel cost	869,197
Central costs and management fees	152,990
<b>Total net expenditure</b>	<b>1,654,980</b>

**Figure A5: Breakdown of IATI expenditure September 2017–August 2018**



**Note on IATI financial statements**

Certified financial statements are prepared by calendar year and provide a record of IATI expenditure from September 2013 to December 2017, covering IATI Financial Years 1–4 and part of Year 5. An interim financial statement in January 2019 covers the period up to December 2018, including part of Y6 implementation (the Interim Financial Statement is provided for information purposes only. Therefore it should be noted that figures are not final.



Date: June 20, 2018  
Ref. Project No: 87578

Funding: IATI International Aid Transparency Initiative (IATI)

Dear Sir/Madam,

Subject: **Annual Financial Statement**

We enclose the Annual Financial Statement for project 87578 – Support to International Aid and Transparency Initiative (IATI), which commenced in year 2013 and indicates the incurred expenditure as at 31/12/2017

We draw your attention to the following:

- a. Incurred expenditure and management fee: US\$ **7,155,205**
- b. Project advances: US\$ **2,526** and open purchase order: US\$ **212,036**
- c. Total funds received: US\$ **9,598,786** which includes interest earned: US\$ **44,280**
- d. Project Capitalised Asset: US\$ **0**
- e. Fund Surplus: US\$ **2,229,019**


If you have any question, please do not hesitate to contact UNOPS.

Yours sincerely,

MERON MEKURIAW  
FINANCE SPECIALIST  
SSC IPAS, UNOPS HQ

PO Box 2695

Tel: + 45 45 33 75 00



2100 Copenhagen

Fax: +45 45 33 75 01

Denmark

E-mail: info@unops.org

www.unops.org

**ANNUAL FINANCIAL STATEMENT**

**Project :** 87578 – Support to International Aid and Transparency Initiative (IATI)  
**Partner(s):** 1046 - IATI International Aid Transparency Initiative (IATI)  
**As on:** 31-Dec-2017

**Income:**

<b>Contributions</b>		
	2013	1,219,004
	2014	1,484,899
	2015	1,759,453
	2016	2,174,801
	2017	2,916,349
		9,554,506
<b>Interest</b>		
	2013	59
	2014	4,490
	2015	6,774
	2016	13,959
	2017	18,998
		44,280
<b>Total Income</b>	<b>A</b>	<b>9,598,786</b>

**Less: Project Expenses**

<b>Period-Years</b>		
<b>2013</b>		
	Project(s) Expense	48,620
	Management Fees	3,363
	Net Exchange Gain/Loss	(68)
		51,915
<b>2014</b>		
	Project(s) Expense	1,860,150
	Management Fees	49,224
	Net Exchange Gain/Loss	(1,024)
		1,908,350
<b>2015</b>		
	Project(s) Expense	1,228,705
	Management Fees	44,656
	Net Exchange Gain/Loss	1,087
		1,274,448
<b>2016</b>		
	Project(s) Expense	1,914,984
	Management Fees	44,375
	Net Exchange Gain/Loss	(261)
		1,959,098

**ANNUAL FINANCIAL STATEMENT**

**Project :** 87578 – Support to International Aid and Transparency Initiative (IATI)  
**Partner(s):** 1046 - IATI International Aid Transparency Initiative (IATI)  
**As on:** 31-Dec-2017

<b>2017</b>	Project(s) Expense	1,907,474
	Management Fees	54,558
	Net Exchange Gain/Loss	(638)
		1,961,394
<b>Total Expenditure</b>	<b>B</b>	<b>7,155,205</b>
<b>Less: Project Advances</b>	<b>C</b>	2,526
<b>Less: Project Capitalised Assets</b>	<b>D</b>	0
<b>Project Cash Balance</b>	<b>A-B-C-D</b>	<b>2,441,055</b>
<b>Less: Commitments**</b>	<b>E</b>	212,036
<b>Project Fund Balance</b>	<b>A-B-C-D-E</b>	<b>2,229,019</b>

**Notes:**

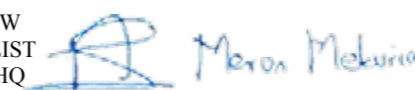
\* All amounts are in USD. Transactions in non-USD have been converted to USD at the UN operational rate of exchange as on the date of the transaction.

\*\* The statement is prepared in accordance to IPSAS reporting requirement, the reported figure under commitment is for information and it discloses only the expected utilisation of project funds as of the reporting period, these commitments are not charged as an expense until the goods are delivered or services rendered.

\* Project advances include operational advances, prepayments, petty cash, and any VAT payments to suppliers that have yet to be recovered.

Certified by:

MERON MEKURIAW  
 FINANCE SPECIALIST  
 SSC IPAS, UNOPS HQ



Comment:

Date: 20 June 2018

Report run on: 20 Jun 2018



Date: January 10, 2019  
 Ref. Project No: 87578  
 Funding:

Dear Sir/Madam,

Subject: **Interim Financial Statement**

We enclose the Interim Financial Statement for project 87578 - International Aid and Transpar, which commenced in year 2013 and indicates the incurred expenditure as at 31/12/2018.

We draw your attention to the following:

- a. Incurred expenditure and management fee: US\$ **8,292,566**
- b. Project advances: US\$ **3,650** and open purchase order: US\$ **245,411**
- c. Total funds received: US\$ **12,164,235** which includes interest earned: US\$ **72,054**
- d. Project Capitalised Asset: US\$ **0**
- e. Fund Surplus: US\$ **3,622,608**

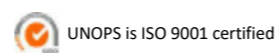
If you have any question, please do not hesitate to contact UNOPS.

Yours sincerely,

Arantzazu OJINAGA  
 Financial Management Advisor  
 SSC IPAS, UNOPS - HQ

PO Box 2695

Tel: + 45 45 33 75 00



2100 Copenhagen

Fax: +45 45 33 75 01

Denmark

E-mail: info@unops.org

www.unops.org



**INTERIM FINANCIAL STATEMENT**

**Project:** 87578 - International Aid and Transpar  
**Partner(s):** 1046 - IATI International Aid Transparency Initiative (IATI)  
**As on:** 31-Dec-2018

<b>Income:</b>		
<b>Contributions</b>		
	2013	1,219,004
	2014	1,484,899
	2015	1,759,453
	2016	2,174,801
	2017	2,916,349
	2018	2,542,486
		12,096,992
<b>Interest</b>		
	2013	59
	2014	4,490
	2015	6,774
	2016	13,959
	2017	18,998
	2018	27,774
		72,054
<b>Miscellaneous Revenue</b>		
	2015	0
		0
<b>Refunds</b>		
	2018	(4,811)
		(4,811)
<b>Total Income</b>	<b>A</b>	<b>12,164,235</b>
<b>Less: Project Expenses</b>		
<b>Period-Years</b>		
<b>2013</b>		
	Project(s) Expense	48,620
	Management Fees	3,363
	Net Exchange Gain/Loss	(68)
		51,915
<b>2014</b>		
	Project(s) Expense	1,860,150
	Management Fees	49,224
	Net Exchange Gain/Loss	(1,024)
		1,908,350
<b>2015</b>		
	Project(s) Expense	1,228,705
	Management Fees	44,656
	Net Exchange Gain/Loss	1,087
		1,274,448
<b>2016</b>		
	Project(s) Expense	1,914,984



# Annex 3: IATI Annual Report statistics and methodology

All the statistics used in this Annual Report are derived from the [IATI Dashboard](#), which contains detailed statistical breakdowns – by publisher and by element – on the data being published to the IATI Standard. The entire Dashboard is generated every three days from the metadata indexed on the IATI Registry that points to the IATI XML data on publishers' own websites. This data is summarised in the Publishing Statistics section of the Dashboard.

It forms a central part of the service that the technical team provides to publishers and users of IATI data alike: for publishers to better understand how to improve their data; for users to assess which data is likely to meet their particular needs; and for the technical team itself to prioritise its commitments to data quality. Each page in the Publishing Statistics section contains a general narrative about the methodologies employed, as well as more detailed explanations of assessments and exceptions. Pseudo code (a simplified 'English' version of the machine logic) is also included.

## Acknowledgements

The 2018 IATI Annual Report was authored by Communications Adviser Rohini Simbodyal at Development Initiatives. Data gathering and analysis were undertaken by Bill Anderson, Alex Miller, Amy Silcock and Petya Kangalova. The financial report was provided by Maria Molsa and Argjira Belegu-Shuku. Thank you to the IATI Secretariat members who provided content support – Carolyn Culey at Development Initiatives, Annelise Parr and Lea Zorić at UNDP, and Cillian O'Cathail at UNOPS.

Design and layout: Fanni Uusitalo (UNOPS)

	Management Fees	44,375	
	Net Exchange Gain/Loss	(261)	
			<b>1,959,098</b>
<b>2017</b>			
	Project(s) Expense	1,907,474	
	Management Fees	54,558	
	Net Exchange Gain/Loss	(638)	
			<b>1,961,394</b>
<b>2018</b>			
	Project(s) Expense	1,095,175	
	Management Fees	42,097	
	Net Exchange Gain/Loss	88	
			<b>1,137,361</b>
<b>Total Expenditure</b>	<b>B</b>		<b>8,292,566</b>
<b>Less: Project Advances</b>	<b>C</b>		3,650
<b>Less: Project Capitalised Assets</b>	<b>D</b>		0
<b>Project Cash Balance</b>	<b>A-B-C-D</b>		<b>3,868,019</b>
<b>Less: Commitments***</b>	<b>E</b>		245,411
	<b>A-B-C-D-E</b>		<b>3,622,608</b>

#### Notes:

\* All amounts are in USD. Transactions in non-USD have been converted to USD at the UN operational rate of exchange as on the date of the transaction.


\* This is an interim statement provided for information purposes only. Figures are not final.

\* The report includes fee projections for open period(s).

\* Project advances include operational advances, prepayments, petty cash, and any VAT payments to suppliers that have yet to be recovered.

Certified by:

Arantzazu OJINAGA  
Financial Management Advisor  
SSC IPAS, UNOPS - HQ



Comment:

Date:

Report run on: 10 Jan 2019

