

# Lightning Session:

*How is the IATI community analyzing and using IATI data?*







**01** Opening and Introduction of Session

**02** Lightning Presentations

**03** Q&A (at the end)



# Visit Mentimeter and Add your questions during the presentations!

Go to [www.menti.com](http://www.menti.com) and use the code **8593 9655**

## Any questions?



## No questions from the audience!

Incoming questions will show up here so that you can answer them one by one.



# Presentations

1. **Ali Saleh Bichara**, *Chad*
2. **Gary Forster / Elma Jenkins**, *Publish What You Fund*
3. **Jean Marie Kebre**, *Burkina Faso*
4. **Romy Sato**, *Land Portal Foundation*
5. **Henry Asor Nkang**, *Nigeria*
6. **Cecilia Wallen**, *D4D*
7. **Fidèle Mokute**, *Democratic Republic of the Congo*
8. **Kwaku Antwi**, *Africa Open Data and Internet Research Foundation*
9. **Ishaka Nyallay**, *Sierra Leone*





# MINISTÈRE DES FINANCES ET DU BUDGET

## OBSERVATOIRE TCHADIEN DES FINANCES PUBLIQUES (OTFiP)

PRÉSENTÉ PAR ALI SALEH BICHARA

ECONOMISTE CHARGÉ DE LA TRANSPARENCE BUDGÉTAIRE À L'OTFiP

IATI Members' Assembly and Community Event  
13-16 March 2023, Copenhagen



[www.observatoire.td](http://www.observatoire.td)





# PLAN DE PRÉSENTATION

- I. L'Observatoire et ses missions
- II. Partenariat avec l'IATI, pourquoi ?
- III. Ce qu'on a fait



# I. OTFiP ET SES MISSIONS

La création de l'OTFiP (Arrêté N°10/MFB/SG/2017 du 20 janvier 2017) permet d'accroître la transparence dans la gestion des finances publiques. Ce qui concourt à la bonne gouvernance et à la mise en œuvre de politiques publiques plus efficaces.

Plus spécifiquement, l'Observatoire est chargé de :

- Collecter et diffuser les données et informations relatives aux finances publiques ;
- Mettre à la disposition du public le chiffrage sur les impacts budgétaires et financiers des politiques publiques ;
- Proposer un calendrier de diffusion des informations sur les finances publiques au seuil de chaque année ;
- Diffuser régulièrement un guide synthétique, clair et simple relatif au budget ;
- Fournir avec objectivité et à des fins pédagogiques, des informations régulières sur les grandes étapes de la procédure budgétaire, leurs enjeux économiques, sociaux et financiers ;
- Entreprendre toutes les actions concourant à la transparence et à la bonne gouvernance dans la gestion des finances publiques.



## II. PARTENARIAT AVEC L'IATI, POURQUOI ? (1/2)

- Application des dispositions de la Loi Organique n°004/PR/2014 du 18 février 2014 relative aux lois de finances (LOLF) notamment celles de l'article 7 qui stipule que « ... *Lorsqu'ils sont accordés à l'Etat, les financements des bailleurs internationaux, y compris ceux accordés à des projets ou programmes d'investissement particuliers, sont intégrés en recettes et en dépenses à son budget général. Une annexe aux lois de finances donne le détail de l'origine et de l'emploi de ces fonds.* »
- Code de Transparence et de Bonne Gouvernance dans la Gestion des Finances Publiques (loi n° 018/PR/2016 du 24 novembre 2016), implique la mise à la disposition du grand public, à travers la représentation nationale, des informations sur les financements extérieurs.



## II. PARTENARIAT AVEC L'IATI, POURQUOI ? (2/2)

- C'est pour répondre à ces exigences que l'OTFiP a initié depuis 2019 la rédaction et la publication du rapport sur le financement international devant accompagner le projet de loi de finances au Parlement ;
- Nécessité de recourir à une base de données plus large sur le financement extérieur ;
- Collaboration avec l'Initiative Internationale pour la Transparence de l'Aide (IATI).



### III. CE QU'ON A FAIT (1/2)

- Sollicitation d'appuis techniques auprès de IATI
- Travaux relatifs au regroupement par secteur : un travail de retraitement des données est effectué pour une adaptation des données à la nomenclature des secteurs tchadien (ex: santé publique, santé de la reproduction, etc.) ;
- Travail de recherche automatique dans la description des projets visant à retrouver le nom de localité du Tchad ;
- Un accent particulier est mis sur la répartition géographique de l'aide ;

### III. CE QU'ON A FAIT (2/2)

- **Country Development Finance Data Tool (CDFD)** pour le rapport de l'exercice 2021 et 2022
- Prise en compte de presque toutes nos préoccupations en termes de données (traduction, regroupement par secteurs, etc.) ;



Merci de votre aimable attention



# Metrics Matter

How USAID counts “local” will have a big impact on  
funding for local partners

Presentation for the 2023 IATI Community Exchange

March 2023





## 1. Introduction – USAID’s pledges

- ▶ **At least 25% of USAID assistance will go directly to local partners by 2025**
- ▶ **By 2030 local communities will have a leading role in 50% of USAID assistance**



## 2. Data and sample

- ▶ USAID's data published in the International Aid Transparency Initiative (IATI) Standard



- ▶ 10 Sample countries – disbursement data from 2019-2021:

<b>Sub-Saharan Africa</b>	<b>South and Central Asia</b>	<b>Western Hemisphere</b>
Kenya	Bangladesh	Guatemala
Liberia	Nepal	Haiti
Ethiopia		
Zambia		
	<b>Europe and Eurasia</b>	<b>MENA</b>
	Moldova	Jordan



### 3. Publish What You Fund and USAID approaches to identify “local” funding



#### USAID numerator

##### Organizations are identified as “local” when:

- Headquartered and incorporated in the recipient country
- Either managed and governed by nationals of the recipient country or by non-nationals
- Working sub-nationally, nationally, regionally or internationally

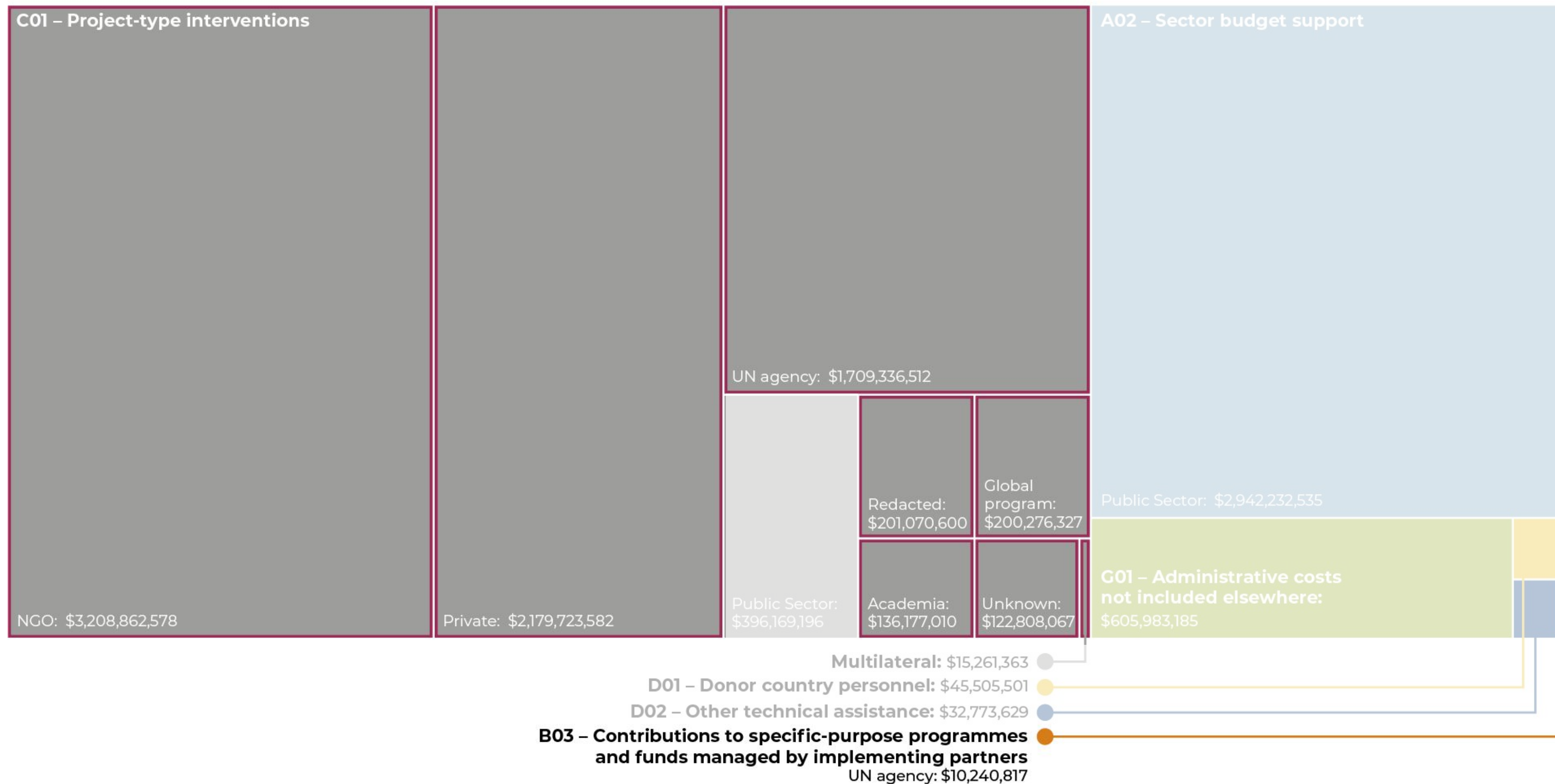
#### Publish What You Fund numerator

##### Organizations are identified as “local” when:

- Headquartered and incorporated in the recipient country
- Excluding subsidiaries/brands of international organizations
- Managed and governed by nationals of the recipient countries or by non-nationals from a specific beneficiary group (e.g. refugees)
- Only working sub-nationally or nationally

# 4. Publish What You Fund Denominator

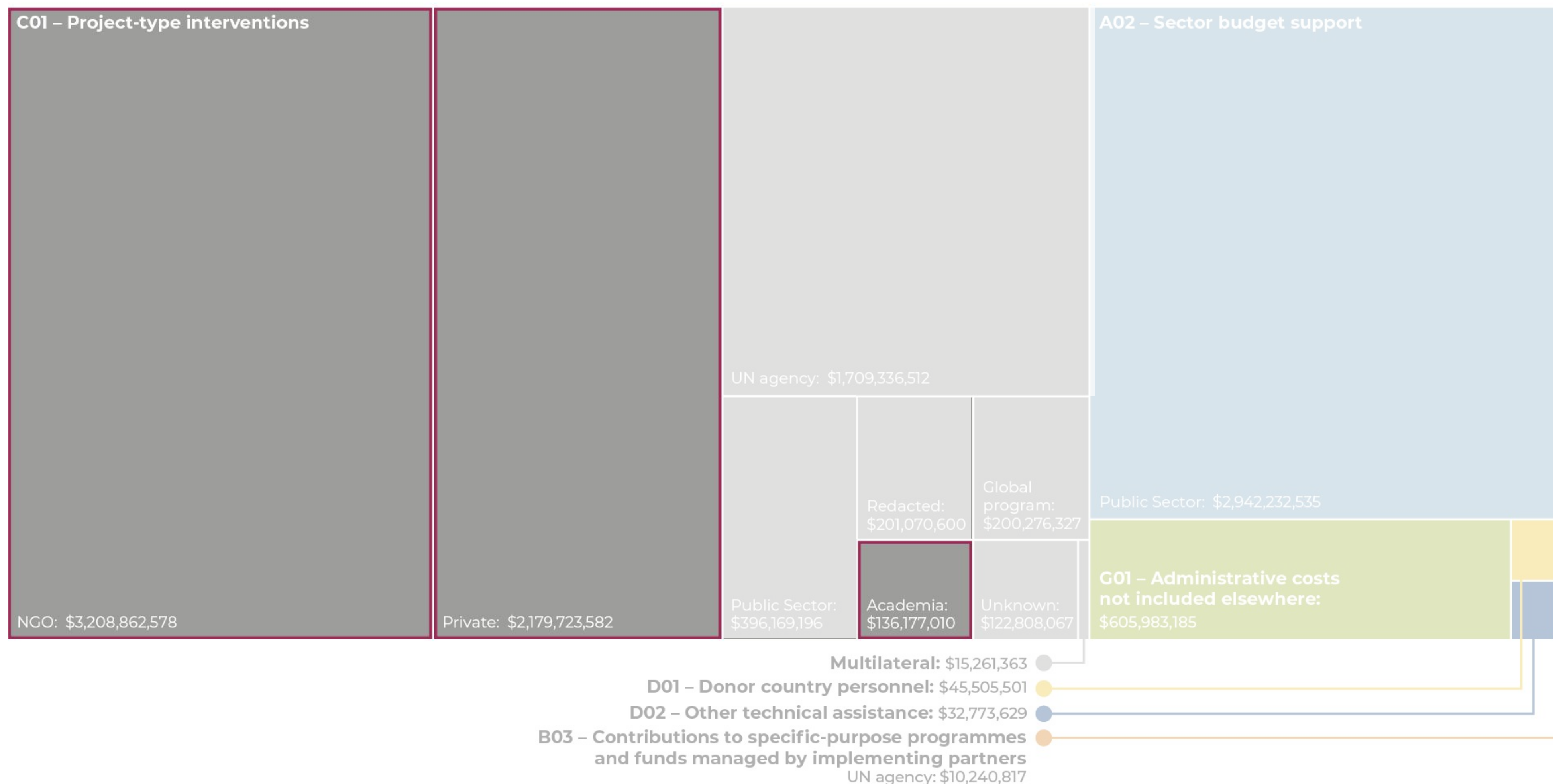
**USAID aid and implementer types aggregated across 10 countries**  
 Total disbursements to 10 sample countries for fiscal years 2019 to 2021





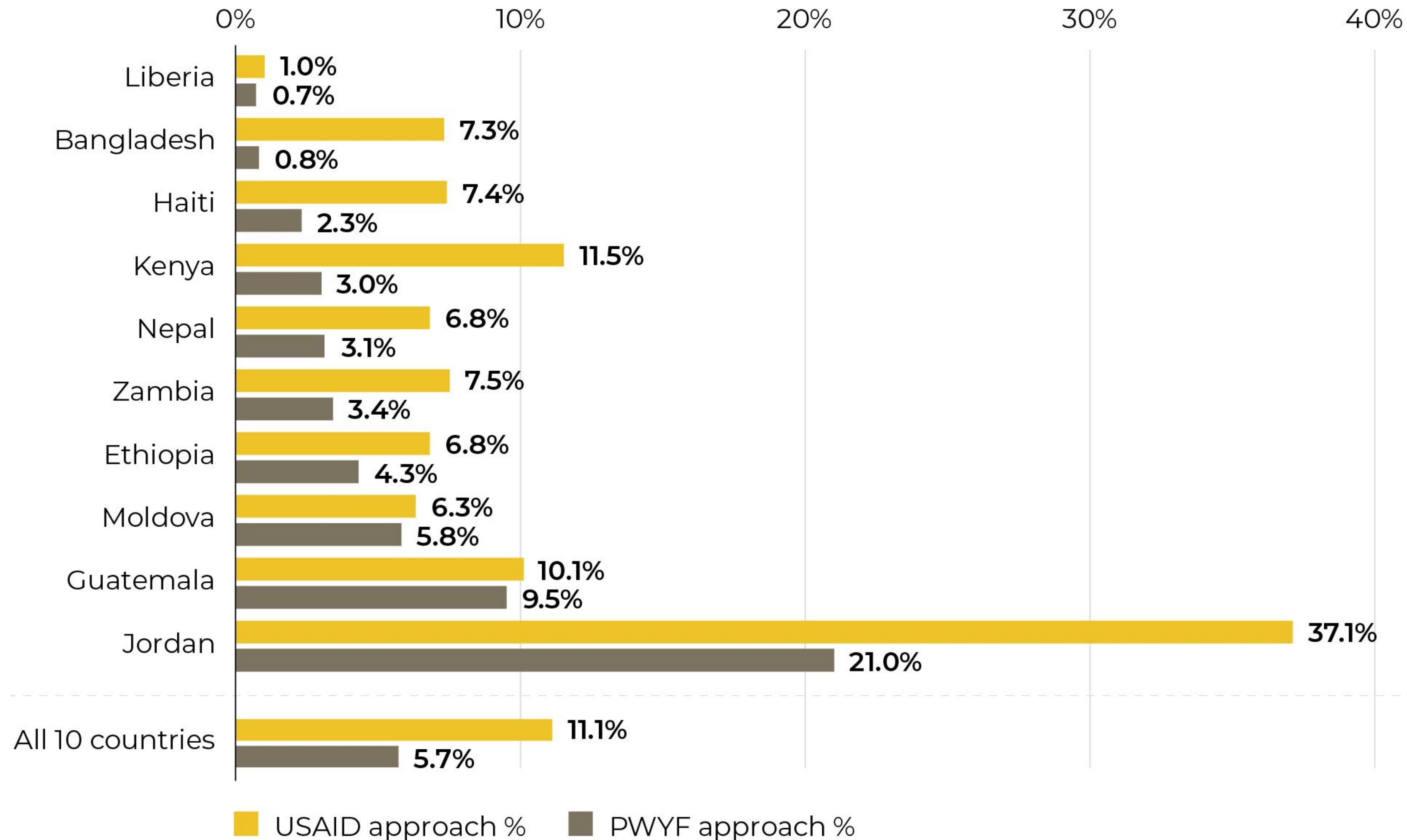
# 5. USAID Denominator

**USAID aid and implementer types aggregated across 10 countries**  
 Total disbursements to 10 sample countries for fiscal years 2019 to 2021



# 6. Overall results

**Proportion of funding to local partners across 10 USAID funded countries**  
Disbursements recorded in US fiscal years 2019 to 2021



# 7. Funding implications

## For the 10 sample countries

- ▶ Using our approach for measuring local funding USAID would have needed to channel an additional \$500m per year to local organizations to reach 25%
- ▶ Using USAID's approach the shortfall was \$256m
- ▶ That is \$244 million per year less that would need to be channeled to local organizations in the 10 sample countries if using USAID's approach.

## Total portfolio estimate

- ▶ Scaled up across all of USAID's country programs an additional \$1.43bn per year would need to be directed to local organizations to reach 25% if using our measurement approach.





# 8. Dashboard



USAID local partner funding dashboard by [Elma Jenkins](#)



**USAID local partner funding dashboard**  
How much funding does USAID channel to local organisations across 10 countries

On November 4th 2021 USAID's Administrator Samantha Power set out her vision to make aid more accessible, equitable and responsive. A key part of this vision was an ambitious commitment to the "localization" agenda: by 2025, 25% of USAID's funding will go to local partners.

Publish What You Fund has analyzed data from USAID receiver organizations in 10 countries across the years 2019 to 2021. The analysis also takes into consideration which funding flows the target is applied to on as well as the various approaches used by USAID and others to identify a local organization. This dashboard uses data published by USAID in the IATI standard. Publish What You Fund's full report can be accessed here: <https://www.publishwhatyoufund.org/download/metrics-matter/>

**STEP ONE:**  
Use the drop-down filters on the right to filter across countries, transaction types, years and denominator.  
*Note: these filters apply to the whole dashboard*

Recipient Country  
(All)

Transaction Type  
3 - Disbursement

Years filter  
 US Financial Year 2019-21  
 Calendar 2019-21

What is being targetted (the denominator)  
 All  
 USAID denominator  
 PWYF denominator

**STEP TWO:**  
Compare the approaches to identifying local organization.

USAID numerator	Publish What You Fund numerator
<p>Organizations are identified as "local" when:</p> <ul style="list-style-type: none"> <li>Headquartered and incorporated in the recipient country</li> <li>Either managed and governed by nationals of the recipient country or by non-nationals</li> <li>Working sub-nationally, nationally, regionally or internationally</li> </ul>	<p>Organizations are identified as "local" when:</p> <ul style="list-style-type: none"> <li>Headquartered and incorporated in the recipient country</li> <li>Excluding subsidiaries/brands of international organizations</li> <li>Managed and governed by nationals of the recipient countries or by non-nationals from a specific beneficiary group (e.g. refugees)</li> <li>Only working sub-nationally or nationally</li> </ul>

**STEP THREE:**  
Create your own definition of a local entity using the entity characteristics below to filter the data and compare to the pre-defined local definitions.

Receiver entity's principal place of business/location of HQ  
(All)

Receiver entity HQ locations

**Local approach filter (the numerator)**

PWYF approach  
 USAID approach

**Approach colour legend**

■ Other  
■ PWYF approach  
■ USAID approach

# IATI: COMMUNITY EXCHANGE

## USING IATI DATA IN BURKINA FASO

**Dr W. Jean Marie KEBRE**  
Director, Aid Coordination  
and Effectiveness





# COOPÉRATION POUR LE DÉVELOPPEMENT

## « COVID-19 : ENJEUX ET PERSPECTIVES POUR LA COOPÉRATION AU DÉVELOPPEMENT »

RAPPORT 2021



EN 2021, LE MONTANT DE L'AIDE PUBLIQUE  
AU DÉVELOPPEMENT S'ÉLÈVE À  
**2 169,70 millions de \$US**  
soit 1 203,16 milliards de FCFA

Les chiffres clés de la coopération  
pour le développement en 2021

COMPOSÉ  
AINSI QU'IL SUIT :

**Dons :**  
1 497,82 millions de dollars US,  
soit 69% de l'APD

**Prêts :**  
671,88 millions de dollars US,  
soit 31,0% de l'APD

RÉPARTITION SELON  
LE TYPE D'ASSISTANCE



RÉPARTITION DE L'APD  
SELON LE SECTEUR



**Santé :**  
353,08 millions de \$US

**Production agro-élevé-pastorale :**  
570,20 millions de \$US

**Infrastructures de transport, de communication et d'habitat :**  
412,09 millions de \$US

**Environnement, eau et assainissement :**  
318,36 millions de \$US

**Travail, emploi et protection sociale :**  
165,93 millions de \$US

**Autres secteurs :**  
387,83 millions de \$US

**Apport budgétaire général :**  
240,50 millions de \$US

RÉPARTITION SELON LA SOURCE DE FINANCEMENT



APD PROJET / 83,7%

1 802,94 millions de \$US

Sans fonds communs :  
1 593,00 millions de \$US

Avec fonds communs :  
209,94 millions de \$US

APD BUDGÉTAIRE / 11,4%

209,09 millions de \$US

Apport budgétaire général :  
193,20 millions de \$US

Apport budgétaire central :  
15,89 millions de \$US

APD ALIMENTAIRE / 3%

64,63 millions de \$US

ASSISTANCE ET SECOURS D'URGENCE / 13%

282,04 millions de \$US

LES 10 ANS  
D'ÉVOLUTION DE L'APD

(Miliards de \$US de 2010 à 2021) en millions de dollars US



► Un volume global de 14 348,57 milliards de dollars US mobilisés au cours de la décennie 2010-2021 ;

► Un flux moyen de 1 434 milliards de dollars US émis par an pendant la période 2010-2021 ;

► Une tendance haussière de 2010 à 2021 ;

► Une spéculation de 2014 à 2017 suite à la pandémie à partir de 2014 ;

► Un record mondial de mobilisation de 2 169 en 2021 avec 2 170 milliards de dollars US.



Pour plus d'informations sur le rapport :  
[www.dgcoop.gov.bf](http://www.dgcoop.gov.bf)



RCD, a document that reports annually on aid flows received by BF

### Contents

1. Socio-economic context in Burkina Faso
2. Analysis of the coordination and effectiveness of development cooperation
3. Profile of ODA received
4. Study: Covid-19, challenges and prospects for development cooperation in Burkina Faso

### Methodology:

- ✓ Gathering information on disbursements and provisions for the next 3 years;
- ✓ Input into the AMP and validation with stakeholders (donors, Ministries);
- ✓ Data processing and report drafting.

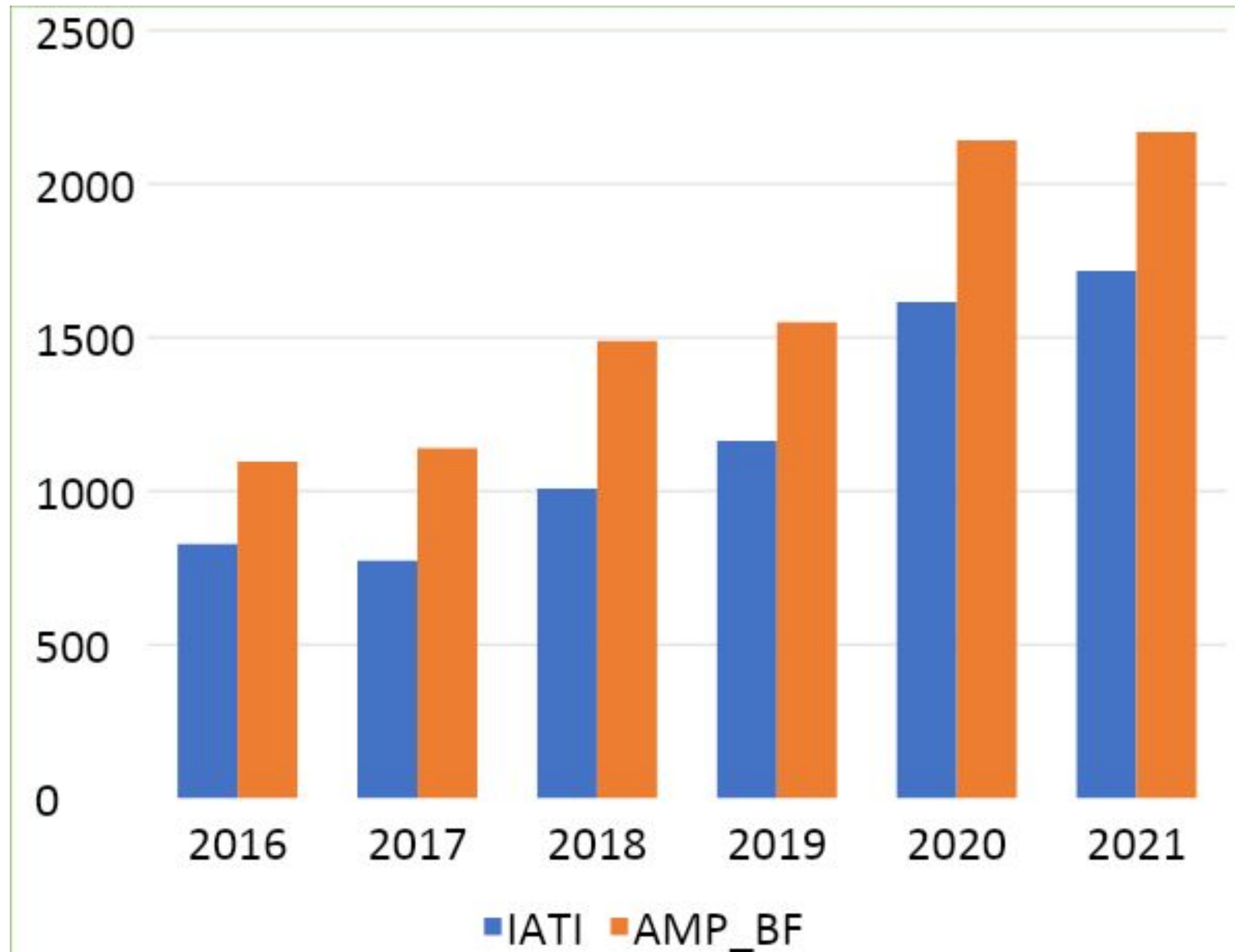


# ADDED VALUE OF IATI DATA

Information collected	IATI	AMP_BF
Disbursements	✓	✓
Commitments	✓	X
Spending	✓	X
Quarterly data	✓	X
Sectors	✓	✓
Financing instruments	✓	✓
Type of financing	✓	✓
Type of donors	✓	✓

- ✓ **Completeness of information**
- ✓ **Possibility of extensive analysis in the RCD**

# GAPS BETWEEN DATA



- ✓ Existence of significant gaps between IATI and AMP\_BF data
- ✓ Average gap: 26.54% (AMP)
- ✓ Analysis bias when used

# USE OF IATI DATA

Type of Donors	IATI	AMP_BF	Gap (% AMP_BF)
<b>Multilateral</b>			<b>41.79</b>
2019	547.98	999.56	45.18
2020	760.35	1276.00	40.41
2021	833.20	1383.48	39.78
<b>Bilateral</b>			<b>-0.24</b>
2019	504.53	473.09	-6.65
2020	730.58	782.80	6.67
2021	704.88	699.65	-0.75
<b>NGO</b>			<b>16.52</b>
2019	59.13	76.07	22.27
2020	65.21	82.86	21.31
2021	81.40	86.57	5.97

✓ Presentation of the gaps in the section on analysis of development cooperation effectiveness

✓ **Interest:**

- Verification of the data collected for the RCD;
- Pressure tactics for the Government.



# JOINT CHALLENGES

Donors	Amount 2021 (US\$ million)	
	IATI	AMP_BF
<b>Regional Development Institutions</b>	<b>0.00</b>	<b>141.38</b>
West African Development Bank (BOAD)	0.00	139.55
WAEMU	0.00	1.83
ECOWAS Bank for Investment and Development	0.00	0.00
<b>Arab institutions and sovereign funds</b>	<b>0.00</b>	<b>252.25</b>
IDB	0.00	223.02
Arab Bank for Economic Development in Africa	0.00	11.16
Saudi Fund	0.00	0.00
Kuwait Fund for Arab Economic Development	0.00	0.98
OFID	0.00	17.09
Abu Dhabi Fund	0.00	0.00
<b>South South Cooperation</b>	<b>0.00</b>	<b>0.00</b>
<b>China</b>	<b>0.00</b>	<b>0.00</b>
Brazil	0.00	0.00
South Africa	0.00	0.00
Nigeria	0.00	0.00
Turkey	0.00	0.00
Morocco	0.00	0.00

- ✓ **Work with IATI focal points to collect data from regional and Arab institutions**
- ✓ **Deepen reflection for best collection of data on South-South Cooperation**
- ✓ **Given the large number of NGOs in IATI database, ensure that their aid is not double counted**

**THANK YOU FOR YOUR KIND ATTENTION**



# Land Projects Database

IATI Lightning Session



**Romy Sato**  
Knowledge Network Coordinator  
[romy.sato@landportal.info](mailto:romy.sato@landportal.info)

16 March 2023

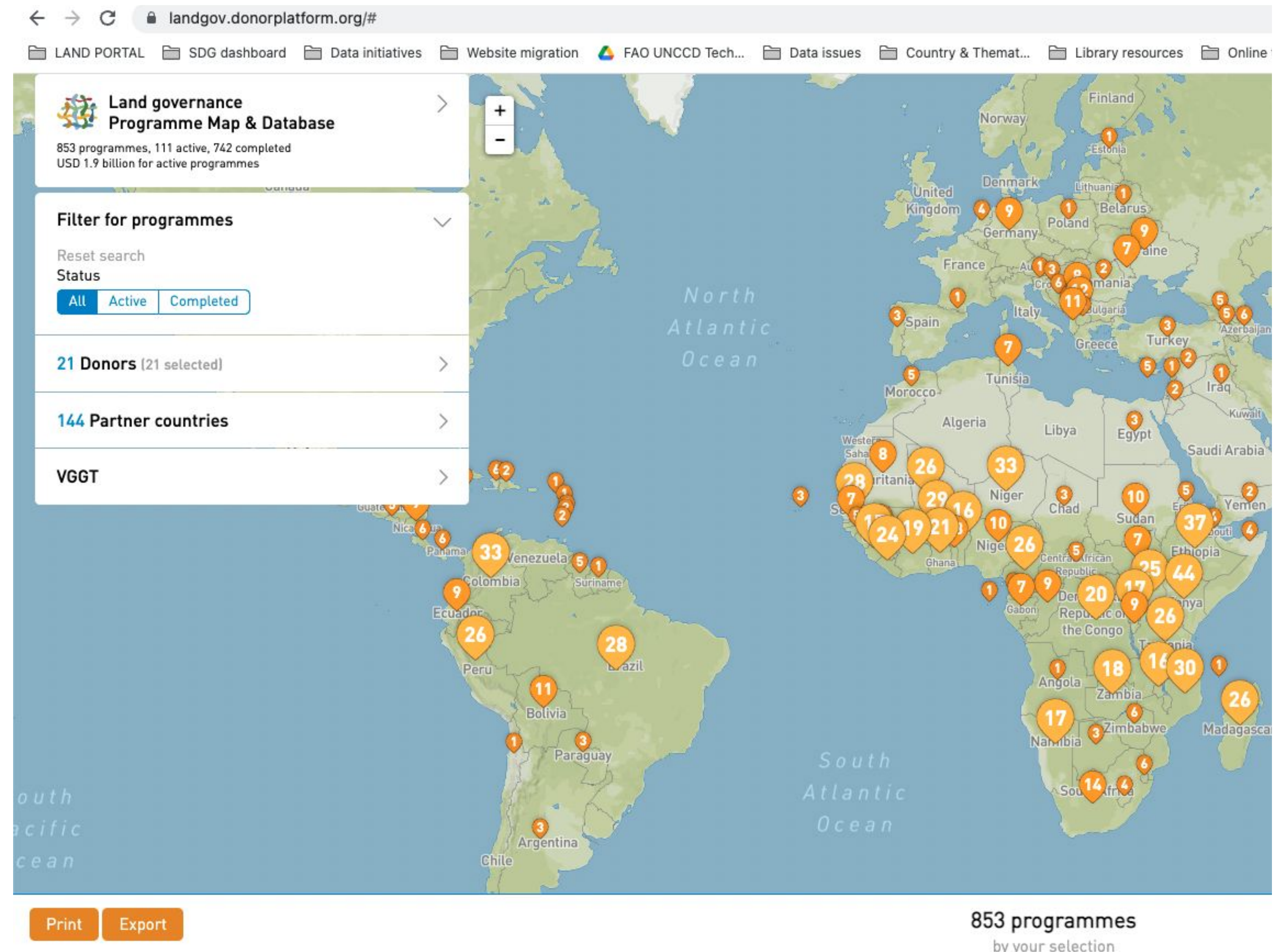


# It all started with another database...

Who's doing what,  
where?

How much is invested in  
land governance?

- By the Global Donor Working Group on Land
- Tailored data
- Manually updated, but low capacity → outdated

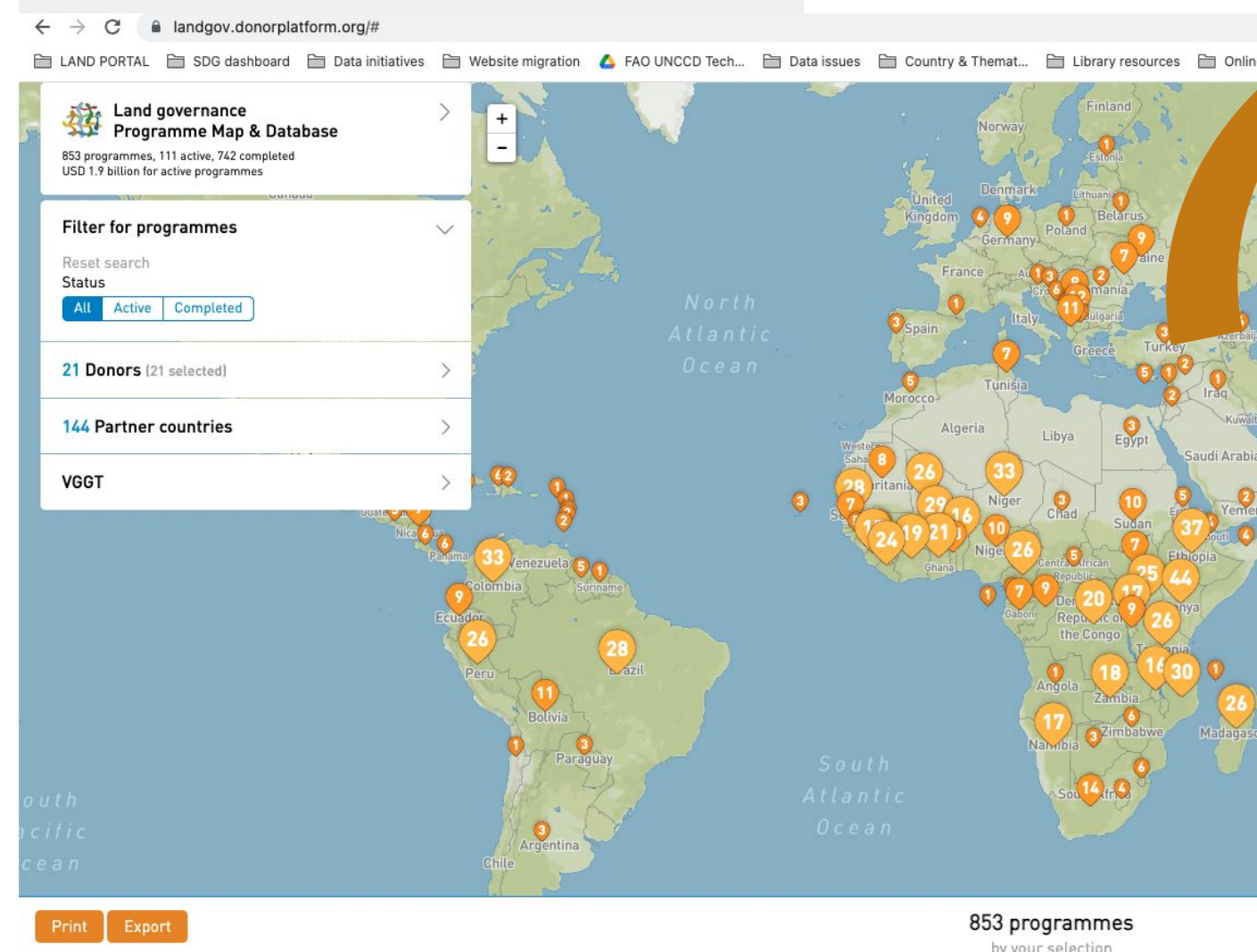




# The initiative

- Migration of functions & data
- Enhancement with IATI data

## Donors' Map



## Land Projects Database

land portal

Countries Issues - Join the debate Data - Library - News & Events - Community -

Community / land projects

### Land Projects and Programmes

Browse the largest global database of land and property rights projects to track project funding, learn from others, find synergies or share valuable outcomes from your own projects.

Search featured projects by country

Search Projects

Type here to enter a keyword or phrase to search

Search featured projects by theme

- Urban Tenure
- Indigenous & Community Land Rights
- Land & Investments
- Land & Corruption
- Land Degradation & Tenure
- Forest Tenure
- Land & Gender
- Land & Climate Change
- Land in Post-Conflict Settings
- Rangelands, Drylands & Pastoralism
- Land & Conflicts
- Land & Food Security
- Forest Landscape Restoration

- Avoids duplication of reporting efforts by donors
- Automated data harvest
- Curation by the Land Portal

What we have done so far...





# Data selection

---

Data selection

Curation

Ingestion

- 2.020 projects harvested from IATI using a list of 32 keywords
- 1.046 projects from the Donors' Map and Land Portal

The screenshot shows the IATI Datastore Search interface. At the top left is the IATI logo (International Aid Transparency Initiative) and a language dropdown menu set to 'English'. The main header is 'Datastore Search' with links for 'API' and 'About' on the right. The central area features a search input field with the placeholder text 'Search IATI Activities...' and a search icon. Below the search field is a button labeled 'Switch to Advanced Search'. The footer contains the text 'Datastore Search is part of the IATI Unified Platform', links for 'Privacy' and 'Contact', and social media icons for Twitter and LinkedIn.

# Curation

---

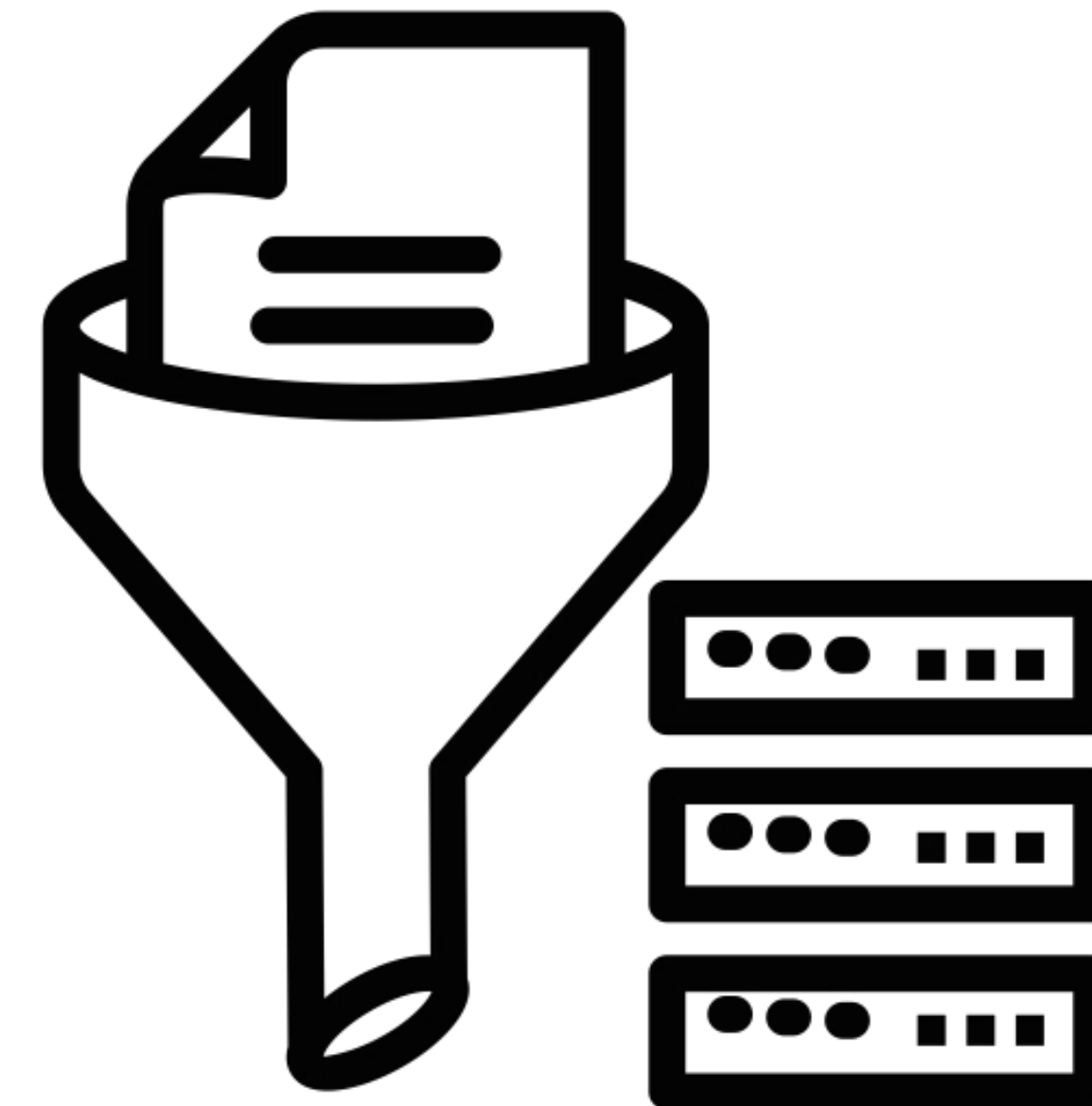
Data selection

Curation

Ingestion

In a spreadsheet with 3.059 records

- Find & eliminate duplicates
- Check for thematic relevance
- Filling data gaps, translation
- Convert currencies





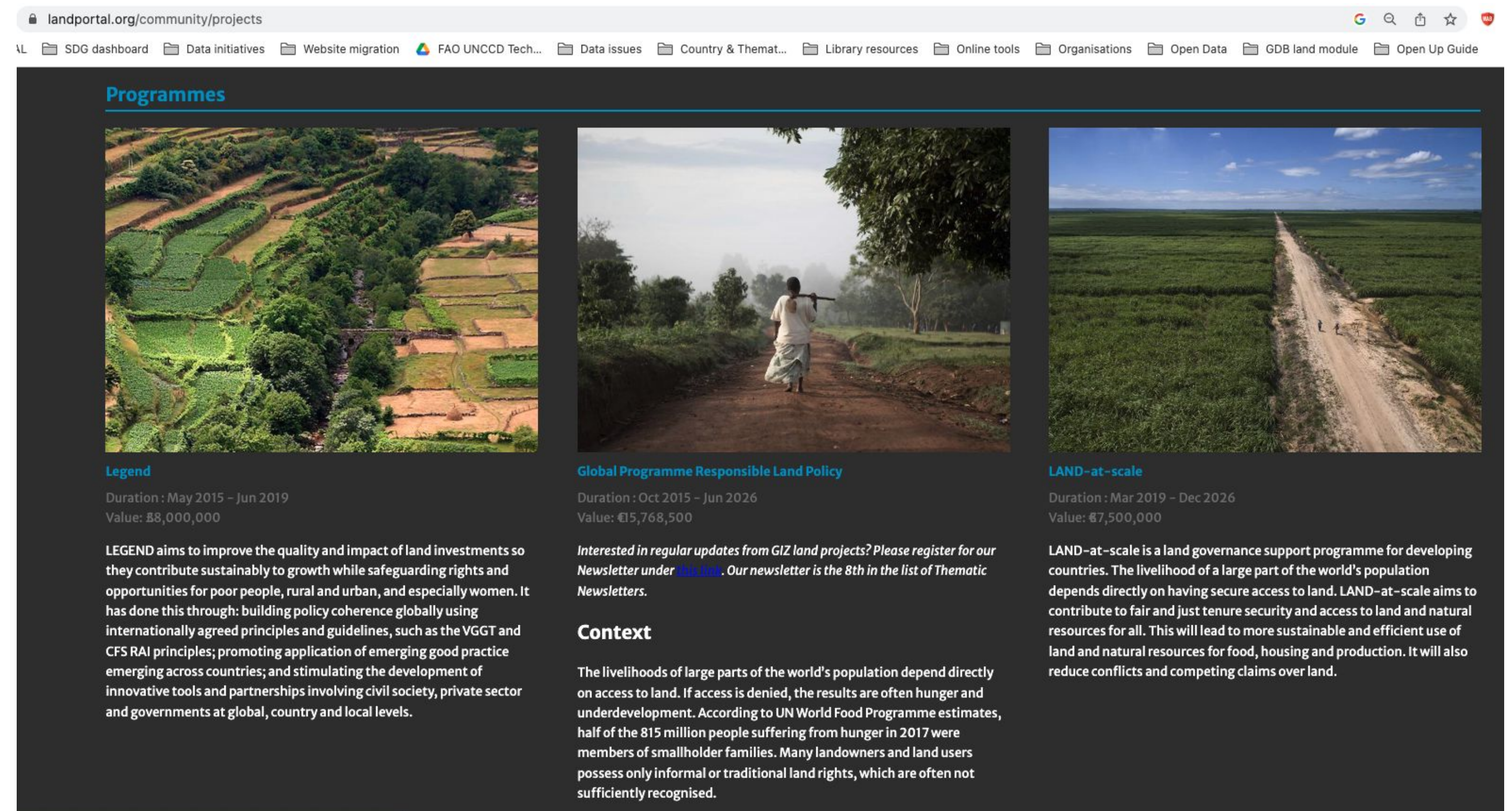
# Ingestion

Data selection

Curation

Ingestion

- Feedback & adjustments
- Open data standards
- Maintenance plan



The screenshot shows a web browser at [landportal.org/community/projects](https://landportal.org/community/projects). The page title is "Programmes". It displays three project cards:

- Legend**  
Duration: May 2015 – Jun 2019  
Value: €8,000,000  
LEGEND aims to improve the quality and impact of land investments so they contribute sustainably to growth while safeguarding rights and opportunities for poor people, rural and urban, and especially women. It has done this through: building policy coherence globally using internationally agreed principles and guidelines, such as the VGGT and CFS RAI principles; promoting application of emerging good practice emerging across countries; and stimulating the development of innovative tools and partnerships involving civil society, private sector and governments at global, country and local levels.
- Global Programme Responsible Land Policy**  
Duration: Oct 2015 – Jun 2026  
Value: €15,768,500  
Interested in regular updates from GIZ land projects? Please register for our Newsletter under [this link](#). Our newsletter is the 8th in the list of Thematic Newsletters.  
**Context**  
The livelihoods of large parts of the world's population depend directly on access to land. If access is denied, the results are often hunger and underdevelopment. According to UN World Food Programme estimates, half of the 815 million people suffering from hunger in 2017 were members of smallholder families. Many landowners and land users possess only informal or traditional land rights, which are often not sufficiently recognised.
- LAND-at-scale**  
Duration: Mar 2019 – Dec 2026  
Value: €7,500,000  
LAND-at-scale is a land governance support programme for developing countries. The livelihood of a large part of the world's population depends directly on having secure access to land. LAND-at-scale aims to contribute to fair and just tenure security and access to land and natural resources for all. This will lead to more sustainable and efficient use of land and natural resources for food, housing and production. It will also reduce conflicts and competing claims over land.



# Presentation on the use of IATI Data by the Government of Nigeria

**Henry Asor Nkang**

Development Assistance Database Manager

Federal Ministry of Finance, Budget and National Planning (Budget and National Planning Arm)

[www.nationalplanning.gov.ng](http://www.nationalplanning.gov.ng)

<http://dad.synisys.com/dadnigeria>

# Background

- ❑ Nigeria joined IATI in 2015 after learning of the initiative at a community of practice meeting of the Development Assistance Database (DAD) in Nairobi, Kenya.
- ❑ Before joining IATI, The Federal Ministry of Finance, Budget and National Planning (Budget National Planning Arm), with support from UNDP, started implementation of a National Aid Information Management System (AIMS) known as the Development Assistance Database (DAD) in 2010, as a consolidated repository of Aid information in Nigeria.
- ❑ The DAD is intended to enable efficient Aid coordination along the lines of the broad parameters enshrined in international agreements such as:
  - Rome Declaration on Aid Coordination, Harmonization and Alignment, 2003
  - Paris Declaration on Aid Effectiveness, 2 March 2005.
  - Accra Agenda for Action, 2008
  - Busan partnership for effective development cooperation, 2011

## Objectives of Establishing the DAD

- ❑ To enable the development partners report data on their projects and programs directly into the system, which then allows the FMFBNP to monitor the progress and performance of these projects and programs, making sure that they align with the Federal Government's (FG) development goals, priorities, and strategies.
- ❑ To enable the FMFBNP obtain a comprehensive, accurate, and up-to-date data on external assistance projects and programs in Nigeria.
- ❑ To assist the FMFBNP identify the geographical distribution of these projects, in order to prevent duplication of activities and promote equitable distribution of development assistance.
- ❑ However the above objectives are not completely met with using the DAD System alone, due to a number of challenges.



# Challenges

## Development Partners

### Poor quality data

- Incomplete
- Unspecified
- Under-utilization of DAD by INGOs



**FMFBNP, DMO, CSOs,  
Central Bank, NASS,  
Budget Office, OAGF, ETC.**


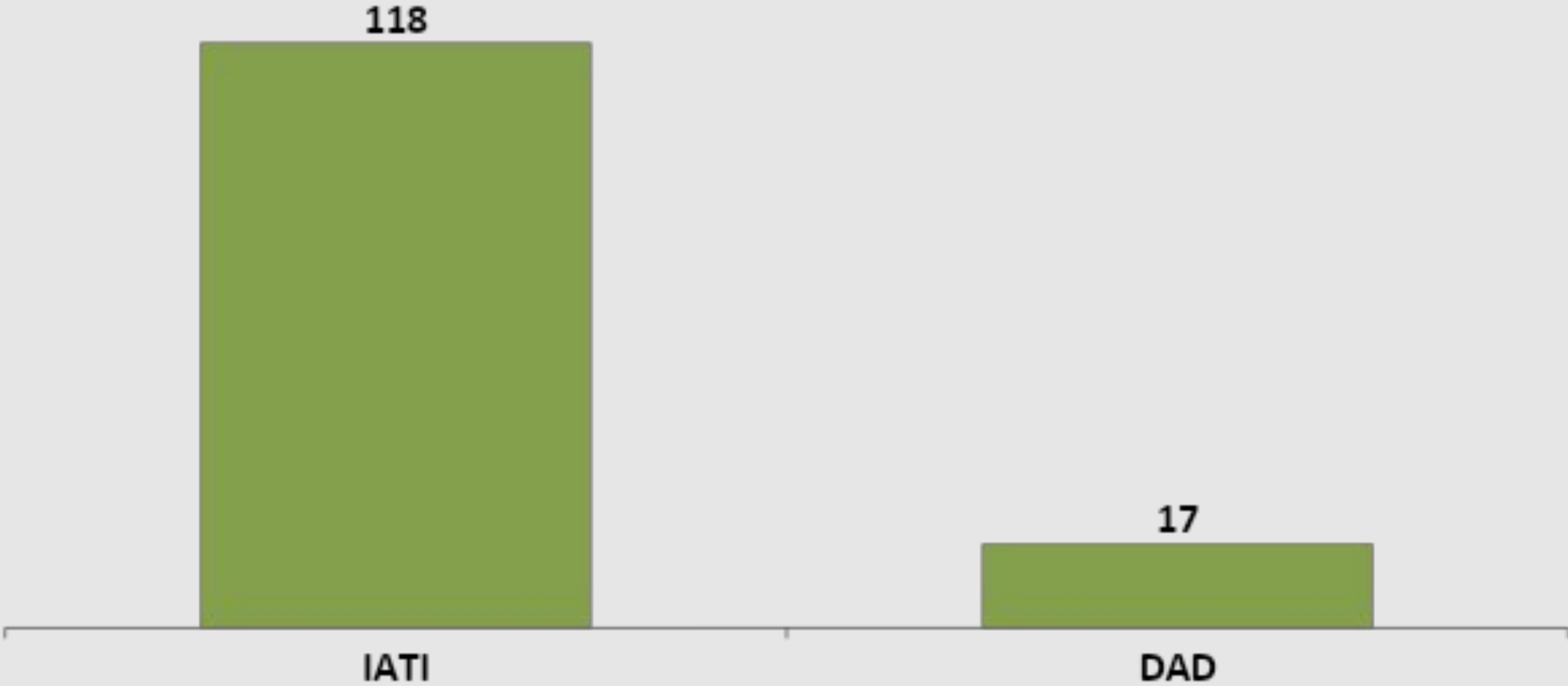
- Can't use the data
- Can't rely on the data
- GoN/Users demand for data is not met

# Why Nigeria started using IATI data and how we are using it

- ❑ The Ministry decided to use IATI data as a credible source of Aid data for a number of good reasons including, but not limited to:
  - Access to a more comprehensive, accurate, and up-to-date data on development cooperation activities, transactions, projects and programs in Nigeria;
  - Access to forward looking data and spending from the source;
  - Data from other donor categories (eg. INGOs, Private Sector, Development Finance Institutions, etc.)
- ❑ We are using IATI data and the DAD as official sources of data for preparation of the annual Development Cooperation Report (DCR), but the analysis in the DCR is largely of IATI data because IATI data is more comprehensive than the DAD. But then, the variance in the two data-sets has enabled constructive dialogue at country-level that helps to strengthen our donor coordination efforts
- ❑ We also use IATI data to inform the National Budget planning process, inputs in the National Balance of Payment computation by the Central Bank of Nigeria, and the Presidential Committee on Revenue Harmonization and Monitoring.
- ❑ Before using the data we engage the support of the IATI Secretariat to help in processing (sorting and cleaning) of the data, then we forward it to the Donor Country Offices for validation.

# Graphical Display: IATI vs DAD Data in DCR 2021

## Development Assistance Reported in DAD vs IATI Platforms





**Thank you for your kind attention.**



# Aid Information Data Analytics Platform

Powered by the Open Data Company B.V.  
a joint venture of:

**ZIMMERMAN.**



# Introducing AIDA



# AIDA

The Aid Information Data Analytics (AIDA) platform where open aid data functionality is combined

## Publish

**What is does:** Publishes IATI compliant data for organizations



+

## Validate

**What is does:** Checks IATI data for compliance



+

## Visualize

**What does it do:** Visualizes the IATI open aid data for stakeholders








Supported by help desk services



# Publishing with AIDA




-  Easy-to-use spreadsheet templates
-  Intuitive interface for uploading
-  Automatic validation of your IATI file
-  Direct publication to the IATI Registry



# Publishing with AIDA



Navigation bar: 


Breadcrumbs: [Data management](#) / **Bulk management**

Balance: US\$ 0

Navigation tabs: **Bulk Management** | Profile settings




Progress indicator: **1 Upload files** | 2 Convert | 3 Success

Upload files section:  Activity file |  Organisation file

  
Supports: XLSX, CSV, XML

Drag and Drop Spreadsheet Files here or [Upload](#)

[Download spreadsheet templates](#) to help you get started

-  Local upload
-  Google drive
-  Google drive automation

Output file name\*

This name will be part of URI

**URI:** This will be autogenerated as you fill output file name



# Publishing with AIDA



# AIDA

US\$ 0

**Bulk Management** Profile settings


**1 Upload files**

- 2 Convert
- 3 Success

**Upload files**  Activity file  Organisation file

Project... Countri... Results... Transa... Budget... Particip...

Sectors... Policy ... Docum...

  
Supports: XLSX, CSV, XML

Drag and Drop Spreadsheet Files here or [Upload](#)

[Download spreadsheet templates](#) to help you get started

Output file name\*  **URI:** This will be autogenerated as you fill output file name  
This name will be part of URI

**NEXT**



# Publishing with AIDA



# AIDA

[Data management](#) / [Activities](#)

**Bulk Management** Profile settings

### Success

- 1 Upload files
- 2 Convert
- 3 Success**

Your files have been converted successfully!

[Valid](#)

[DOWNLOAD XML](#)

[NEW CONVERSION](#) [DONE](#)

# Use Case Example




In an **alliance, consortium, or partnership?**



→ Use **bookmarks** and **data alerts** to stay up to date with partner activities



# Use Case Example



1. Bookmark the activity

[Explore](#) / Activity Detail - IATI Data Validator Service

Publisher: [Data4Development](#)

Total Outgoing Commitment  
**US\$ 0**

Financial

Performance

Description



## Basic Activity Information

Location Information

Participating Organisation

Relations

Classifications

### Activity Identifier

Identifier

NL-KVK-64763064-IATI-1001



# Use Case Example



## Bookmarks

You have 1 bookmarks



Creation date

Bookmark name

Data alerts 


10 March 2023

[IATI Data Validator Service](#)



Rows per page: 10

1-1 of 1



2. Activate data alerts

# Use Case Example



Weekly data alerts update is ready! External Inbox x



**AIDA data platform** noreply@aida.tools via pm.mtasv.net  
to me ▾

3. Receive weekly email updates on your bookmarked pages

**AIDA has detected changes in your data alert!** 🚨

*Check out your data alerts to stay up to date with the latest changes in AIDA!*

You have new updates in your data alerts this week. You may find the activities' names that are updated in the table. To analyse the changes, you can click the activity name.

| Any Questions?



**AIDA**

If you would like to receive more information about this proposal, please contact us.

Contact us!

[info@aida.tools](mailto:info@aida.tools)

[www.aida.tools](http://www.aida.tools)

+ 31 20 331 8668



Partage sur l'utilisation des données de l'IATI  
Cas de la République Démocratique du Congo

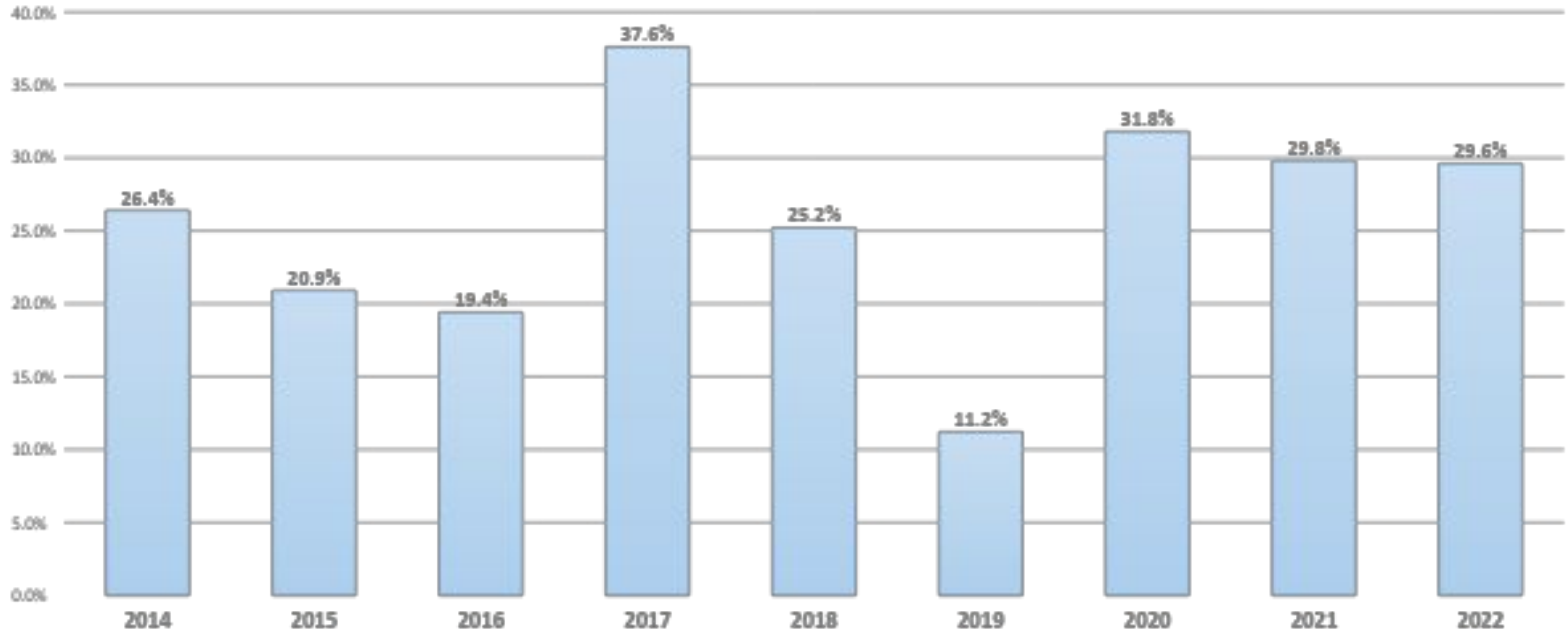
# Contribution des ressources extérieures au Budget de l'Etat

- Les appuis extérieurs constituent l'une des ressources financières pour le financement des projets et programmes initiés par l'Etat congolais, la mise en œuvre du Plan National Stratégique de Développement se fera à travers un Programme d'Investissements Publics Prioritaires de cinq ans. Illustré par ce tableau ci-dessous

N° Sources de financement	2023	2024	2025	2026	2027	2023 2027	
N° Financements internes	7 707 093,20	14 346 656,10	19 663 314,30	23 754 695,20	30 143 829,10	95 615 587,90	91,1%
N° <b>Financements externes</b>	<b>1 224 319,10</b>	<b>1 378 671,90</b>	<b>1 799 877,60</b>	<b>2 229 156,50</b>	<b>2 651 700,00</b>	<b>9 283 725,10</b>	<b>8,9%</b>
Total	8 931 412,30	15 725 327,90	21 463 191,90	25 983 851,80	32 795 529,10	104 899 313,00	

- L'IATI est reconnue comme l'une des sources de données adoptée dans le document de la **Politique Nationale de l'Aide** par le gouvernement congolais et il est prévu la mise en place d'un comité de conciliation des données entre toutes les parties prenantes.
- Nous comptons utiliser les données postées sur le site [www.countrydata.iatistandard.org](http://www.countrydata.iatistandard.org) . mais, vu les écarts entre les montants collectés localement et ceux fournis par les pays donateurs §
- En effet, les données publiées sur le site sont riches en information par rapport celles transmises par les points de focaux désignés par les bailleurs, nous sommes entrain d' enrichir les projets communs enregistrés dans la plateforme par les données de l'IATI.
- Les données prévisionnelles de 2023 de la Banque Mondiale et la Banque Africaine de Développement postées sur le site nous ont permis de les inscrire dans le Budget de l'Etat pour l'exercice en cours car, les intitulés de projets de ces institutions étaient les mêmes dans la PGAI, nous avons aussi corrigés les secteurs.
- La RDC est le premier pays à importer automatique les données de l'IATI dans son système d'information mis en place par la firme Development Gateway.

# Contribution des ressources extérieures au Budget de l'Etat (prévision)





## Tableau comparatif des données collectées au pays et celles de l'IATI en termes de décaissement de 2019 à 2022 en millions de USD

Organisme déclarant	IATI	PGAI	Ecart IATI - PGAI	Observations
USA/USAID[US-GOV-1]	2 977,25	821,47	2 155,79	Maj par le point focal/RDC
France	85,46	19,35	66,11	Maj partielle par le point focal/RDC
Norvège/NORAD [NO-BRC-971277882]	103,11	-	103,11	
Italie/ [XM-DAC-6-4]	2,13	-	2,13	
Allemagne	640,20	372,98	267,22	Maj par le point focal/RDC
Belgique [XM-DAC-2-10]	152,05	1,24	150,80	
Canada – Affaires mondiales Canada [CA-3]	135,56	197,07	- 61,51	Maj partielle par le point focal/RDC
Danemark/[XM-DAC-3-1]	2,20	-	2,20	
Suède/(Asdi) [SE-0]	368,44	288,01	80,43	Maj par le point focal/RDC
Pays-Bas/[XM-DAC-7]	75,27	59,86	15,41	
Suisse/ (DDC) [CH-4]	66,74	63,62	3,12	Maj par le point focal/RDC
République de Corée	6,38	-	6,38	
Royaume-Uni/[GB-GOV-1]	525,47	442,80	82,68	Maj partielle par le point focal/RDC
Gavi, l'Alliance du vaccin [47122]	673,26	-	673,26	
BAD/[XM-DAC-46002]	522,41	652,54	- 130,13	Mises à jour par le point focal/RDC
BM/[44000]	2 429,36	3 044,81	- 615,45	Mises à jour par le point focal/RDC
HCR/ [XM-DAC-41121]	118,99	7,32	111,67	
Fonds Mondial	-	254,99	- 254,99	
OIT/ [XM-DAC-41302]	0,97	-	0,97	
OMS/ [XM-DAC-928]	14,36	-	14,36	
PNUD/[XM-DAC-41114]	10,42	-	10,42	
UNFPA	-	122,61	- 122,61	Maj par le point focal/RDC
ONUDI	-	0,44	- 0,44	Maj par le point focal/RDC
PAM	-	1 661,24	- 1 661,24	Maj par le point focal/RDC
UNICEF	-	663,17	- 663,17	Maj par le point focal/RDC
Union Européenne	-	793,96	- 793,96	Maj par le point focal/RDC
<b>Total</b>	<b>8 910,03</b>	<b>9 467,49</b>	<b>- 557,45</b>	

# Source de données

- Vu les écarts de données pour certains bailleurs, nous espérons que la mise en place effective du comité de conciliation apportera une solution au problème.
- Comment le Comité de l'IATI peut-il nous aider à harmoniser les données.

**Merci de votre aimable attention**

**à la prochaine**

# Demystifying IATI Data Use in Africa Open Data Work

**Kwaku Antwi**

Africa Open Data & Internet Research Foundation

IATI Community Event, UN City  
Copenhagen, Denmark  
16 March 2023



# Contextual Dimensions of Open Data+ IATI Data

- Understanding what data is (...abstract and very high level)
  - Have to look at data use at all levels and executive buy in
  - Executive still doesn't understand relevance of data, some(majority) still in the dark
  - Need to have HIGH + LOW level practical open data for executive & grassroots
- Capacity needs to be developed
  - Training is key but applicability to locale and in local languages demystifies
- Access to the data is still a challenge to many (despite likes of IATI)
  - Laptop, tablet computers + smartphones devices
  - Internet connectivity
  - Utilising data and reporting back
- We must walk the talk of supporting IATI, developing countries, Open Data

# Past Initiatives.....Aligning with Open Data+

- Supporting organising team of Africa Open Data Conference
- Host of IATI Data Hackathon in Ghana
- IATI Data Use Working Group
- Member of Ghana Internet Governance Forum Steering Committee
- Co-writer Draft Ghana Open Data in Agriculture Policy 2019
- Hosting of Geospatial Agriculture Data Hackathon at AGDIC
- Convener of Africa Geospatial Data and Internet Research Conference(AGDIC) 2019
- Group On Earth Observations (GEO) GEO Week 2022

# Ongoing + Upcoming Support

- Ghana Open Data Day Celebration (participation of IATI, Open Data Community)
  - Promoting IATI (data use, presence in our events; AGDIC, IGF, etc)
- Ghana Open Data Alliance (GODA) Support
- While our efforts of seeing the success of IATI is important,
  - working together key
  - No need to develop “silo” ....in our corner but collaborating across domains
- Africa Community Internet Program (ACIP)
  - Championed by AODIRF & Syracuse University
  - Internet Backpack off grid
  - Potential of IATI



# Africa Community Internet Program (ACIP)







**Kwaku Antwi**

Director of Programs & Outreach



+233 261 166 669  
info@aodirf.info /  
okantwi@gmail.com  
www.aodirf.info  
www.agdic.info



Championed by



**MeDAASE**

**Thank You!**



Government of Sierra Leone

---

Ministry of Planning and Economic Development

Development Assistance Coordination Office

# **Use of IATI Data at Country Level**

**Wednesday 15-03-2023.**



# **OUTLINE**

1. Uses of the IATI Data
2. Challenges of the IATI data
3. Recommendations

# Uses of the IATI Data

Country Development Finance Data (CDFD) provides data on projects reported by various partners. This information is useful to the Development Assistance Coordination office as follows:

1. The data serves as input into the preparation of the annual Development Assistance Report (DAR) produced by the ministry.
2. The platform also helps with important project-related information and documentation.

# Uses of the IATI Data Cont'd

3. CDFD helps us advise the government and development partners on relatively oversubscribed and undersubscribed areas.

4. The data can also be used to check the extent to which development partners support the nation's priorities.

5. To analyse the channel of support of Development Assistance.

6. For the purpose of Aid predictability.



# Non-Resident Donor Partners

Donor Agency	Disbursed (USD million)	% of disbursement
	2021	
Abu Dhabi	0.73	16.98
Arab Bank for Economic Development in Africa (BADEA)	0.09	2.09
Government of Canada	0.30	6.98
Government of China	2.00	46.51
Government of Finland	0.17	3.95
Government of The Netherlands	0.40	9.30
Korean EXIM Bank	0.14	3.26
OPEC	0.47	10.93
<b>Total</b>	<b>4.30</b>	<b>100.00</b>

**SOURCE: IATI DATA FROM CDFD**

# Aid Predictability

Donor Partner	Commitments in Millions of USD	
	2022	2023
United Nations Children's Fund (UNICEF)	102.42	65.04
Germany	28.13	11.52
UK – FCDO	20.9	71.62
African Development Bank	16.3	13.59
United Nations Development Programme (UNDP)	13.87	10.15
World Health Organization (WHO)	10.42	10.42
United Nations World Food Programme (WFP)	9.88	9.85
United Nations Population Fund	6.35	0
Millennium Challenge Corporation	2.28	2.28
Norway	1.4	1.4
World Bank Trust Funds	1.22	1.22
International Organization for Migration (IOM)	1.18	0.08
UN Women	0.81	0
SIDA	0.72	0.17
<b>Total</b>	<b>215.88</b>	<b>197.34</b>

**SOURCE: IATI DATA FROM CDFD**

# Challenges

1. The Aid Management Information System used in Sierra Leone is not integrated with CDFD.
2. Data from CDFD does not always match the information provided by various partners to MOPED.
3. The downloaded data on IATI is not disaggregated enough.
4. DACO was unable to analyse the support to the Private sector because most of the private sector in the IATI data are not traced in Sierra Leone.
5. There are donor partners in IATI data that appear twice or thrice with different project codes so it was also difficult to put the data in the country report.




# Recommendations

1. Effective coordination between the Publishers of the IATI data and resident donor partners since IATI data is timely and regularly updated.
2. Make the platform more user-friendly/provide training for the data management team in Sierra Leone on the optimal use of CDFD.

On behalf of the Honorable Minister of Planning and Economic Development, Dr. Francis M. Kai-Kai, the Development Secretary, Mr. Peter N. Sam-Kpakra, and my hardworking and astute, Mrs. Abie E. Kamara, Director of the Development Assistance Coordination Office (DACO). We appreciate the International Aid Transparency Initiative (IATI).

Thank you





# MENTIMETER

Go to [www.menti.com](http://www.menti.com) and use the code **8593 9655**

## Any questions?



## No questions from the audience!

Incoming questions will show up here so that you can answer them one by one.



# Next sessions begin at 11:30am CET



**Using the new IATI publishing tool: publishing made easy**

**STAY IN THIS ROOM: Auditorium 3 / hybrid (in-person)**



**Why and how to use IATI data for public-interest accountability investigations**

**GO TO: Pacific Ocean (in-person)**