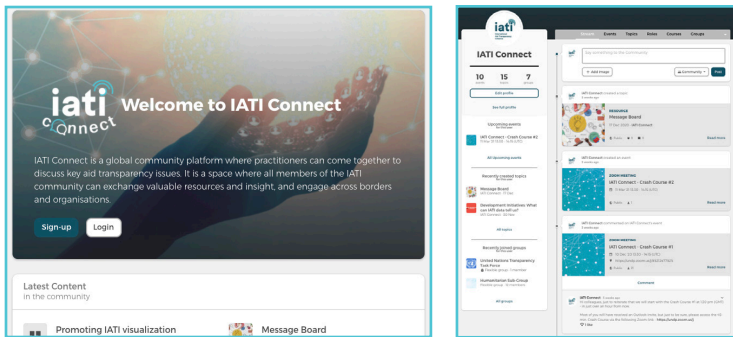
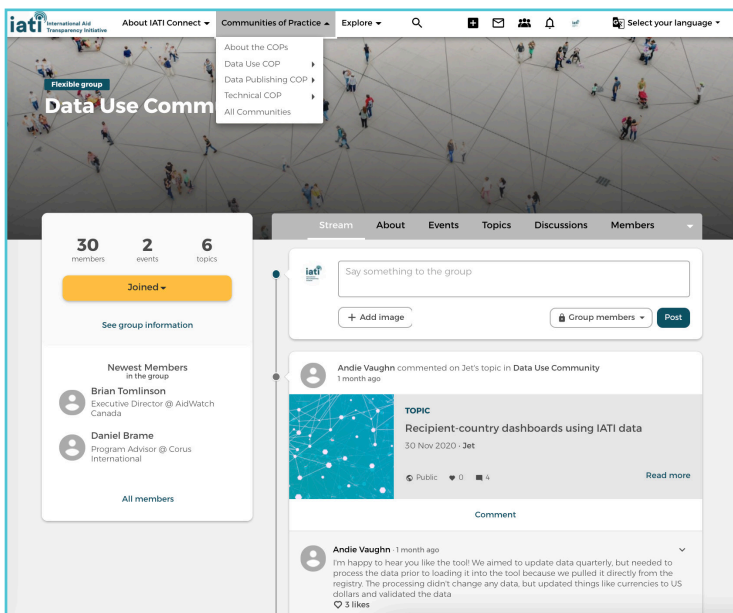


1. Create Your Profile



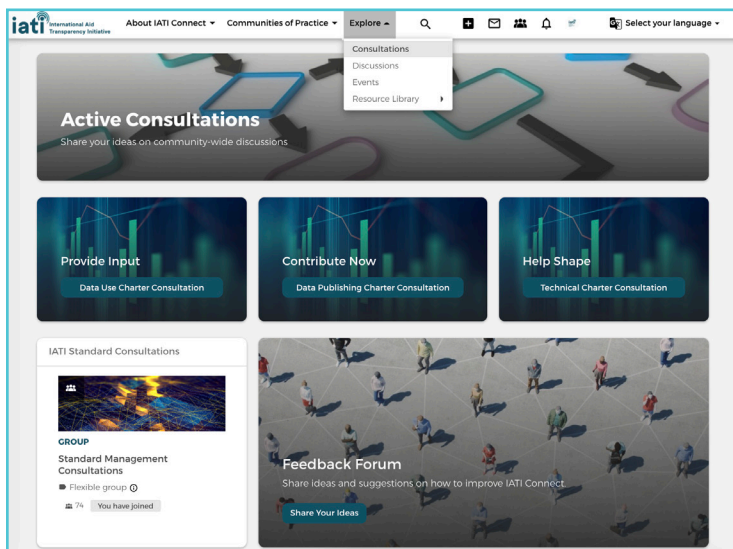
Sign up with a social media account, or enter your email. After signing up you can view your communities, activities and relevant content through your profile stream (right).

2. Find and Join a Community



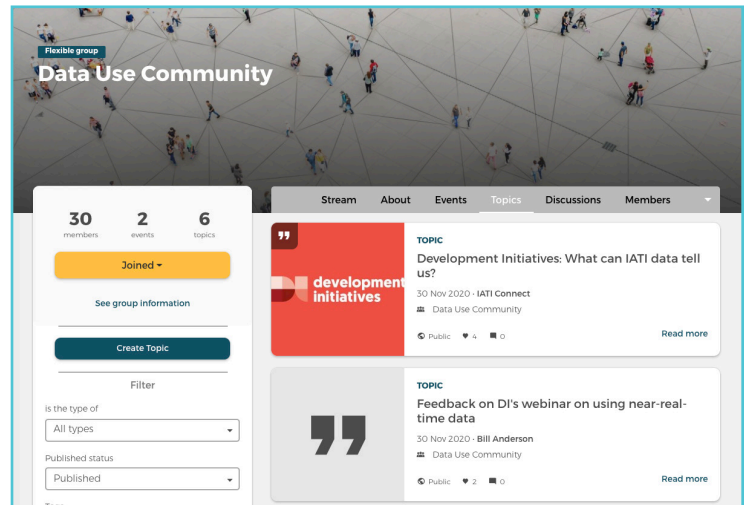
Find your community in the main menu bar under **Communities of Practice**, then click “Join this Community” to view the COP stream and stay up-to-date on any future events or relevant information.

3. Share your Input Through Consultations



Provide input on community-wide Consultations via **Explore > Consultations** in the main menu bar.

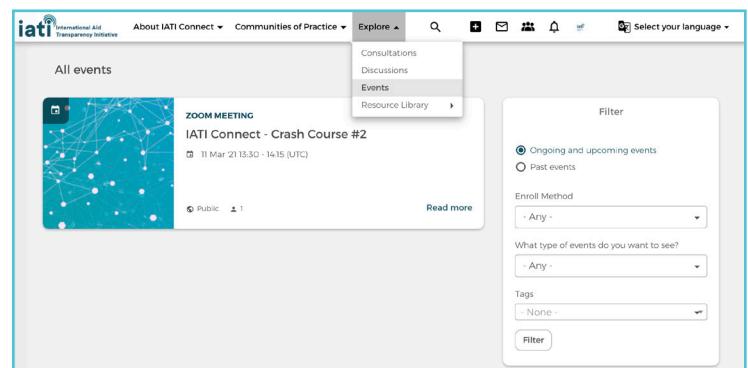
4. Create a New Topic or Discussion in a COP



Click on **+** in the main menu bar to start a new **topic** or **discussion**, or post content directly in a community through your COP stream.


- Create a new **topic** to notify colleagues about upcoming events or circulate relevant resources.
- Spark a new **discussion** to share questions, suggestions or comments with other community-members.

5. Create or Follow Upcoming Events



Click on **+** in the main menu bar, then **New Event** to share upcoming activities with your Community. Or, create an event directly in a community through the “Events” tab in your COP stream.

6. Share Announcements and Feedback



Share announcements and job adverts through the **Message Board** and provide feedback on IATI Connect through the **Feedback Forum**. Find both on the right side of the homepage.

For more information, read our monthly **Snapshot**, scroll through our **FAQs** or contact us via connect@iatistandard.org