



INTERNATIONAL
AID
TRANSPARENCY
INITIATIVE

Annual Report 2016

31

45

341

8

67

6

24

4

3

145

32

“*IATI’s data on development activities is contributing to more effective development assistance, which in turn will support countries to implement the 2030 Agenda for Sustainable Development and the Sustainable Development Goals*”

Helen Clark

*Administrator, United Nations Development Programme,
at the 2nd High Level Meeting of the Global Partnership for Effective
Development Co-operation, November 2016*

Contents

Introduction.....	4
Foreword statements.....	5
Key achievements.....	6
Governance and community	10
Technical Advisory Group (TAG) – Chair’s report.....	13
Improving data quality.....	14
Increasing data use.....	18
Looking ahead: priorities and challenges.....	22
Annex 1: IATI members	24
Annex 2: Financial report.....	26
Annex 3: IATI Annual Report statistics and methodology	36
Acknowledgements.....	37

Introduction

The International Aid Transparency Initiative (IATI) works to ensure that transparent, good quality information on development resources is available and used to help achieve sustainable development.

Our work involves making development and humanitarian data easier to access, use and understand. Organisations publish information to the format and framework set out in the [IATI Standard](#) and this data is available, open and free to anyone in the world with internet access.

Over 500 organisations now publish IATI data, representing a total of **US\$146,552,380,000¹** from donor governments, multilateral agencies, foundations, non-governmental organisations (NGOs) and private sector organisations. IATI aims to continually improve the quality of IATI data to respond to the needs of all stakeholders and facilitate access to effective tools and support to use this information for better decision-making.

The Annual Report 2016 reviews the progress, challenges and future priorities for our initiative and covers the period November 2015 to February 2017. A financial statement is provided in Annex 2 on the resources received and those spent during Year 1 (2013–14), Year 2 (2014–15), Year 3 (2015–16) and to date in Year 4 (2016–17) of IATI's current hosting arrangement.

¹ Disbursements and expenditure reported to IATI in 2016

About IATI

IATI was launched in 2008 at the Third High Level Forum on Aid Effectiveness in Accra. In 2011 the [IATI Standard](#) was agreed, with the aim of meeting the demand from developing country governments for timely, comprehensive and forward-looking information on external resources to better inform their decision-making.

Since 2013, the initiative has been hosted by a multi-stakeholder consortium led by the United Nations Development Programme (UNDP), with the United Nations Office for Project Services (UNOPS), the UK-based international development organisation, Development Initiatives, and the governments of Ghana and Sweden. IATI is governed and supported by its members and a global community of data publishers and users, and advocates for transparency, communicators, technical specialists and general open data enthusiasts.

Foreword statements



As the Chair of IATI's Governing Board, I am delighted to introduce the IATI Annual Report 2016.

We have made much progress over the last year, including reaching the important

milestone of [500 publishers](#) and improving [d-portal](#) to better meet the needs of data users. We helped to secure a commitment at the [World Humanitarian Summit](#) for humanitarian actors to work with IATI to increase the transparency of humanitarian funding. In addition, members of the Global Partnership for Effective Development Co-operation reaffirmed their commitment to transparency and the IATI standard at their 2nd High Level Meeting in Nairobi. We have also welcomed new members including France, Korea and several UN agencies such as the World Health Organization and the Food and Agriculture Organization.

2016 was also a very important year for charting the future of IATI. The Governing Board and Members' Assembly were established and I am proud that together we defined a new vision, mission and sustainable funding structure. These much-needed developments will underpin the delivery of our ambitious goals over the next year, particularly in supporting more widespread and creative use of IATI data.

I wish to thank the IATI Secretariat for its support in delivering these important achievements and I look forward to working with IATI members and the technical community to achieve our mission of ensuring transparent and good quality information is used to help achieve sustainable development.

Stephen Potter
Chair of IATI Governing Board



In 2016, IATI's technical community worked extremely hard to improve the experience of both our publishers and data users. We saw organisations innovate and build new partnerships to better understand data users'

needs, improve IATI tools and explore how we provide information on spending throughout the development delivery chain.

I congratulate everyone in the IATI community who helped achieve the milestone of 500 publishers and also thank [IATI's Technical Team](#) for delivering an exceptional service to support rapidly increasing demands. It is a pleasure to be part of such a supportive and enthusiastic community.

Over the next year, we need to continue to focus on understanding what data users need, so that we can continue to improve data quality to ensure that more users experience the benefits of IATI data. We encourage publishers to take advantage of the latest version of the IATI Standard, particularly to improve the quality of data available on humanitarian assistance.

I am looking forward to welcoming our vibrant, diverse IATI Technical Advisory Group (TAG) at our 2017 TAG meeting in March, and to wrestling with some challenges together.

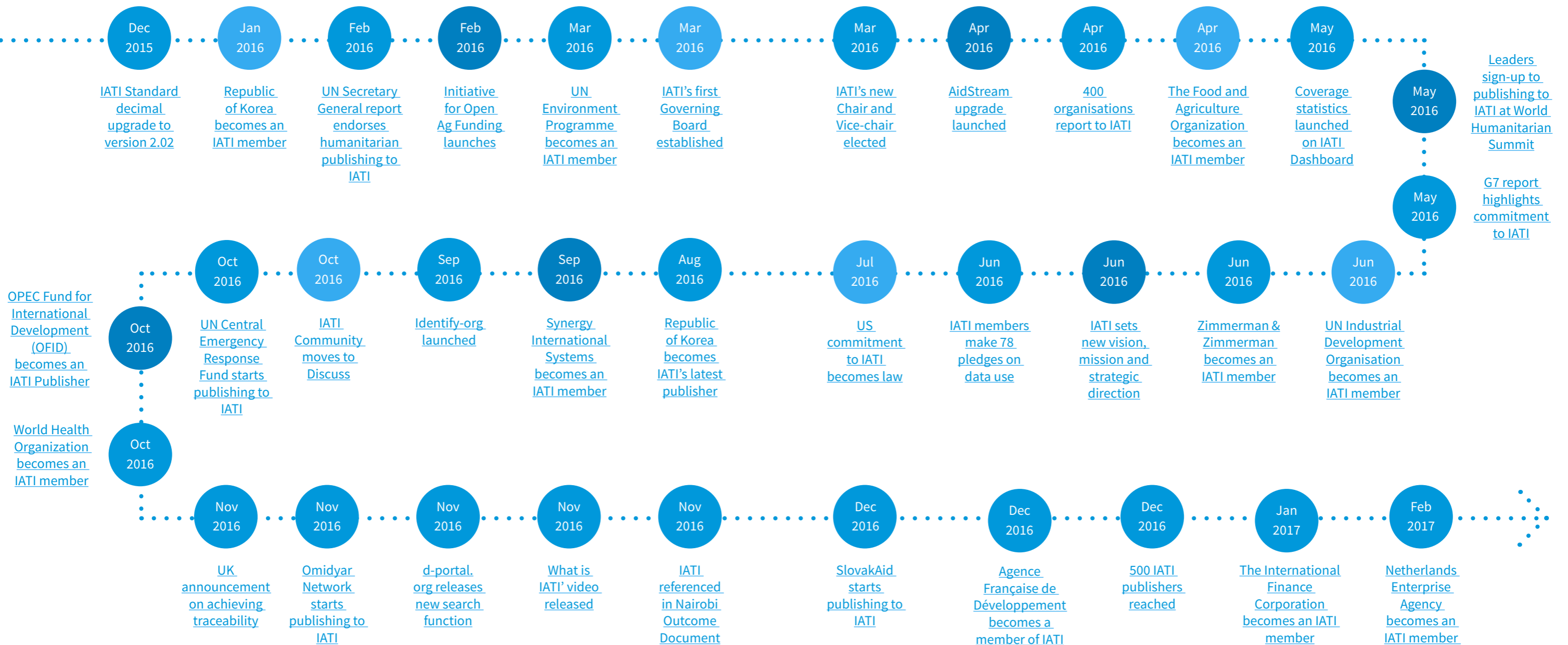
John Adams
Chair of IATI TAG



Key achievements

Since the last Annual Report², IATI has made significant progress, particularly in increasing the number of IATI publishers and securing political commitments from the humanitarian and development community.

Figure 1: IATI achievements: Timeline of key events, December 2015 – February 2017



² The IATI Annual Report 2015 was launched in December 2015, covering the period January 2014 – October 2015

Reaching 500 IATI publishers

Over 500 organisations now provide data on their development spending to IATI and there has been a 40% increase in publishers over the reporting period. Many of the new publishers have come on board as a result of guidelines issued by the Dutch government as requirements for receiving grants. This

follows a similar move by the UK government, and others are looking at extending similar requirements among their grantees.

As a result, data on billions of dollars of development spending is now available, open and free from donor governments, multilateral agencies, foundations, NGOs and private sector organisations.

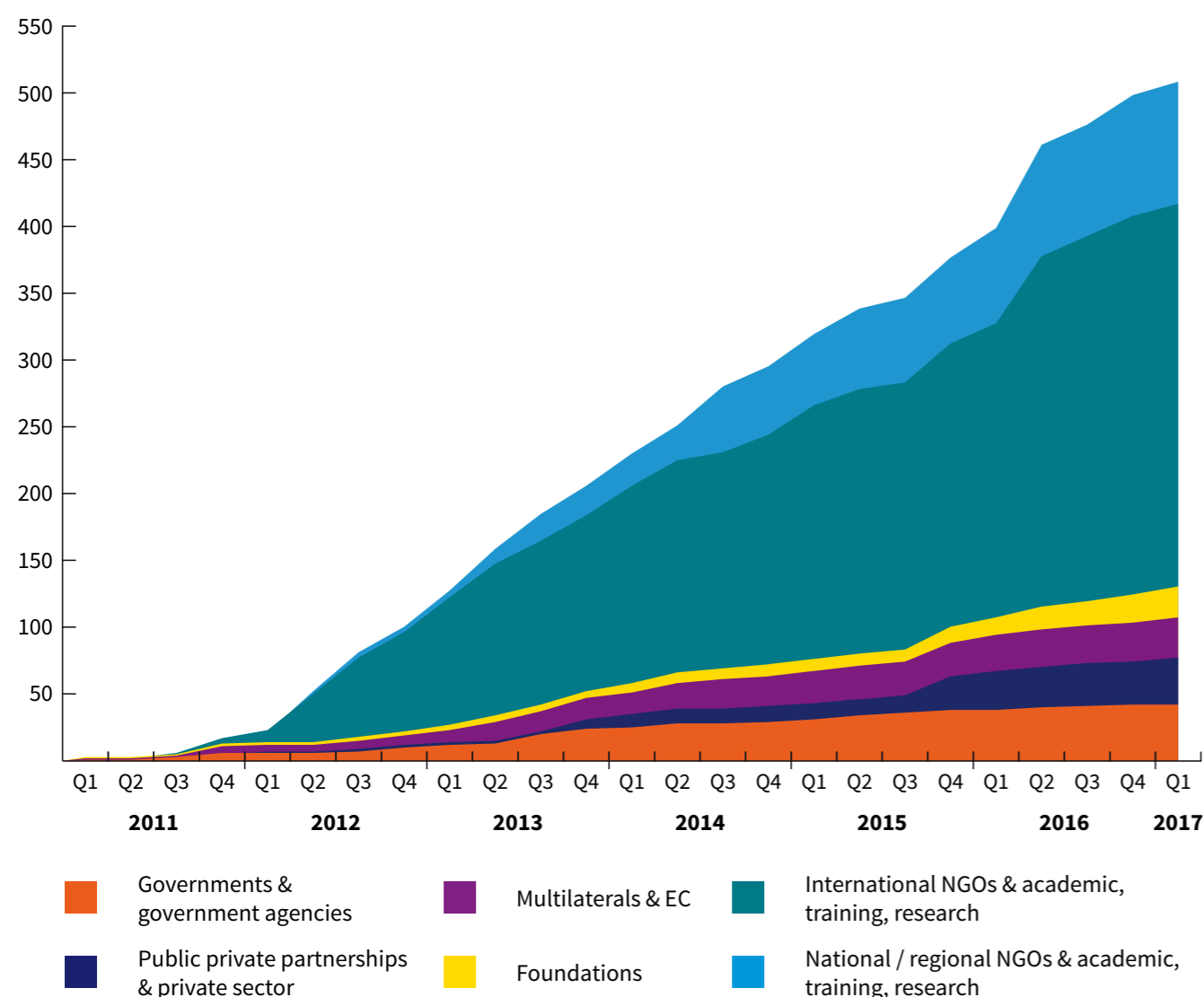
Meeting publishers' and data users' needs

As the number of publishers has expanded, so too has the demand for support from IATI's Technical Team. During 2016, 1,299 support requests were received, representing a rise of 28% from 2015. Despite the steep increase, the Technical Team has continued to provide excellent support, and satisfaction among service users is at 96%.



IATI co-hosted a side-event on transparency at HLM2, Nairobi 2016.

Figure 2: IATI publishers by organisation type over time (2011–17)



In May 2016, the Technical Team added coverage statistics to the IATI Dashboard, enabling visibility of the percentage of an organisation's total expenditure being reported to IATI. New search features were also added to IATI's online tool d-portal, to help data users find development and humanitarian activities more easily.

Improving humanitarian reporting

The initiative has been working hard to improve data on humanitarian assistance. In December 2015, the IATI Standard was modified to both allow daily updates (which can be crucial in emergencies) and enable the tagging of activities as 'humanitarian'. The upgrade also allows publishers to assign humanitarian activities to specific crises, and the IATI Technical Team has started issuing helpful guidance, for example, reporting spending in response to Hurricane Matthew.

Securing political commitments

In 2016 IATI co-hosted two well attended side-events at the World Humanitarian Summit and the 2nd High Level Meeting of the Global Partnership for Effective Development Co-operation. Excellent speakers and panellists from across the international development sector raised awareness of the initiative and discussed the challenges of publishing and using development and humanitarian data.

At the World Humanitarian Summit in May 2016, global actors signed-up to publish their humanitarian financing to IATI within two years. IATI supported efforts to secure this

commitment, which marks the most significant endorsement of the initiative since providers of development cooperation signed up to the 2011 Busan Partnership Agreement.

IATI also benefitted from a number of other significant political commitments in 2016. At the 2nd High Level Meeting in November, a renewed commitment to IATI was made in the Nairobi Outcome Document. The UK government's Department for International Development (DFID) also announced plans to improve traceability, by requiring all organisations receiving and spending their funds through the delivery chain to publish to IATI.



2

Governance and community

IATI involves stakeholders from across the international development, humanitarian and open data sectors including data publishers and users, political advocates for transparency, communicators, technical specialists and general open data enthusiasts. They form IATI's Members' Assembly and TAG and are represented by a Governing Board. The implementation of activities is undertaken by the Secretariat, led by UNDP, with UNOPS,

Development Initiatives and the governments of Ghana and Sweden.

New IATI members

Joining IATI shows a clear commitment to transparency and open data in development and members have an important stake in the initiative's governance. Full membership is open to organisations involved in the humanitarian, development and open data sectors who are willing to

commit to IATI's aims and objectives, as outlined in the Standard Operating Procedures.

There are now 78 IATI members and, over the reporting period, we have welcomed new organisations. Members include donor and partner country governments, multilateral donors, foundations, civil society organisations (CSOs), and private sector organisations.

Figure 3: IATI members by organisation type

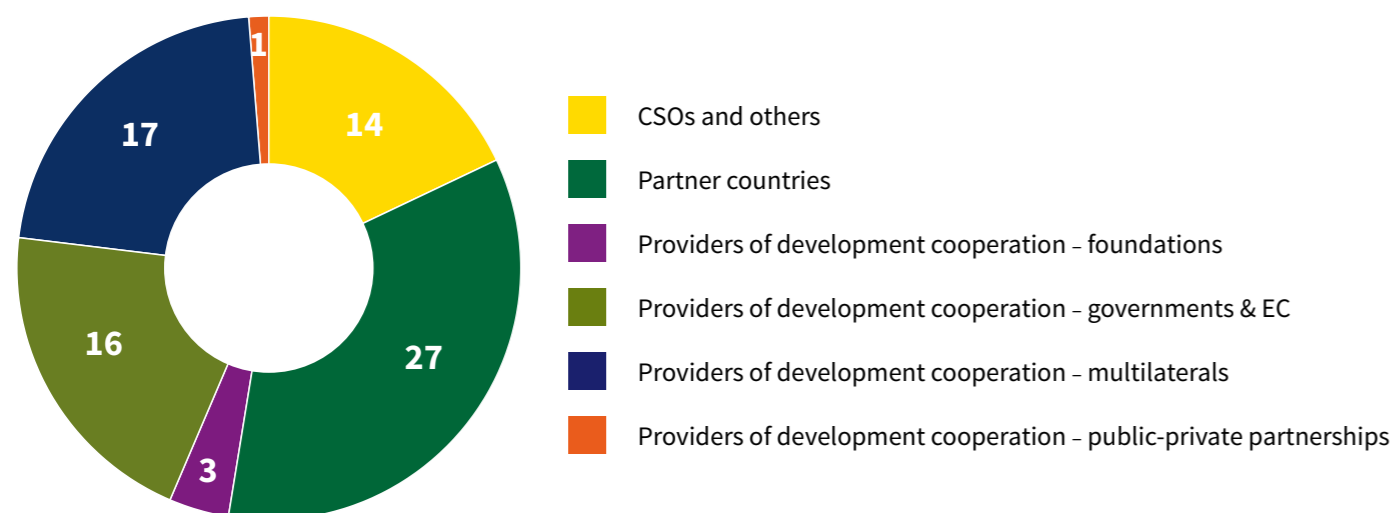


Figure 4: New IATI members over reporting period (November 2015 – February 2017)

Name	Organisation type	Date joined
Akvo	International NGO	2016
Children's Investment Fund Foundation (CIFF)	Foundation	2016
Food and Agriculture Organization of the United Nations (FAO)	Multilateral	2016
France – Agence Française de Développement (AFD)	Donor country government	2016
International Development Law Organization (IDLO)	CSO	2016
Republic of Korea	Donor country government	2016
Synergy International Systems	Private sector	2016
United Nations Environment Programme (UNEP)	Multilateral	2016
United Nations Industrial Development Organization (UNIDO)	Multilateral	2016
World Health Organization	Multilateral	2016
Zimmerman & Zimmerman	Private sector	2016
International Finance Corporation (IFC)	Multilateral	2017
Netherlands Enterprise Agency	Government	2017



IATI Members' Assembly 2016
Photo: UNOPS/Fanni Uusitalo

New governance arrangements

Following recommendations made in the 2015 independent evaluation of IATI and approved by members in December 2015, IATI introduced new governance arrangements. This involved establishing two new bodies, the Governing Board and the Members' Assembly.

Members' Assembly

IATI's Members' Assembly is formed of all members and replaced the Steering Committee in April 2016. This body has final approval of strategic and budget decisions, as well as governance and constitutional changes, as proposed by IATI's Governing Board.

In June, IATI held its first annual meeting of the Members' Assembly in UN City, Copenhagen with participants

from 55 different governments, multilateral organisations, NGOs, CSOs and private sector organisations.

Governing Board

IATI's Governing Board was established following a month-long process of consultation and nomination from February to March 2016. Six organisations joined the new Board after consensus was reached on the nominations put forward in all three IATI constituencies: providers of development cooperation, partner countries, and CSOs (and others). The IATI TAG chair also sits on the Board, representing the TAG community (see following page).

IATI's Chair, Stephen Potter (Global Affairs Canada/Affaires mondiales Canada) and Vice-Chair, Mohammad Mejbahuddin (Government of Bangladesh) were elected by the other

member organisations on the Governing Board in March 2016. In January 2017, due to retirement from his role in the Bangladesh government, the Vice-Chair stood down. We thank Mr. Mejbahuddin for his work and dedication to IATI and warmly welcome new Vice-Chair Kazi Shofiqul Azam to the Governing Board.

IATI's new vision, mission and workplan

In 2016, the Governing Board together with the Secretariat developed IATI's new vision, mission, Workplan and put in place a more sustainable funding structure. These changes were approved at the Members' Assembly in June 2016. These much-needed developments aim to underpin the delivery of IATI's ambitious goals, particularly in supporting more substantial use of IATI data.

Technical Advisory Group (TAG) – Chair's report



IATI's TAG is a multi-stakeholder community of publishers and data users who meet in person once a year. The TAG is chaired by John Adams from DFID, who represents the views of the TAG on the IATI Governing Board.

Over the reporting period, we have seen a tremendous effort from the TAG community in developing new tools, initiatives and pilots to help transform the quality and usage of IATI data. Here are just a few of the many excellent projects underway.

Improving data in sectors

In February 2016, InterAction and its partners launched the Initiative for Open Ag Funding to improve international standards for reporting on funding for food security and agriculture. The initiative is working to improve the IATI Standard to capture information needed to inform investors and hold decision-makers in the sector to account.



Achieving traceability

Reporting on complex delivery chains and being able to track funds from one organisation to another is central to improving development cooperation effectiveness. Several initiatives are focusing on traceability, including a traceability pilot led by the UN Population Fund (UNFPA) and the Netherlands government, which aims to

increase the traceability of activities through multilateral organisations, and a review of UK 'downstream partners'. These pilots aim to reduce information collection, help avoid double-reporting, reduce traditional manual data entry and allow for more efficient coordination of development activities.

Launching new publishing and data use tools

In June 2016, Zimmerman and Zimmerman launched IATI Studio, a toolkit that visualises, analyses and compares IATI data. Publishers experience was also enhanced with the upgrade of AidStream, introducing helpful new features with refreshed guidance.

To increase data use, Development Gateway launched an impressive open source tool to import IATI data into partner countries' aid information management systems (AIMS). The IATI Import Tool has already been used to import hundreds of millions of dollars of additional aid flow data into the AIMS of Burkina Faso, Chad, Côte d'Ivoire, Madagascar, and Senegal. This process will help reduce the need for government staff to manually enter the data for hundreds of development

activities and financial transactions, saving valuable time and resources.



Publishing data – a business case

Developed by Plan Finland and promoted by Akvo, a new business case was created in 2016 to outline the benefits to an organisation of publishing to IATI. Through the new Business Case Framework, organisations are encouraged to improve their data quality which will, hopefully in turn, increase data use. The Netherlands government also published very clear guidance to help publishers, a strong model for others to copy.

I look forward to meeting the community at TAG 2017 in Dar es Salaam (6–9 March 2017). Together, we will continue to work hard over the next year to deliver IATI's new strategy, particularly in supporting more people and organisations to experience the benefits of using IATI data.



3

Improving data quality

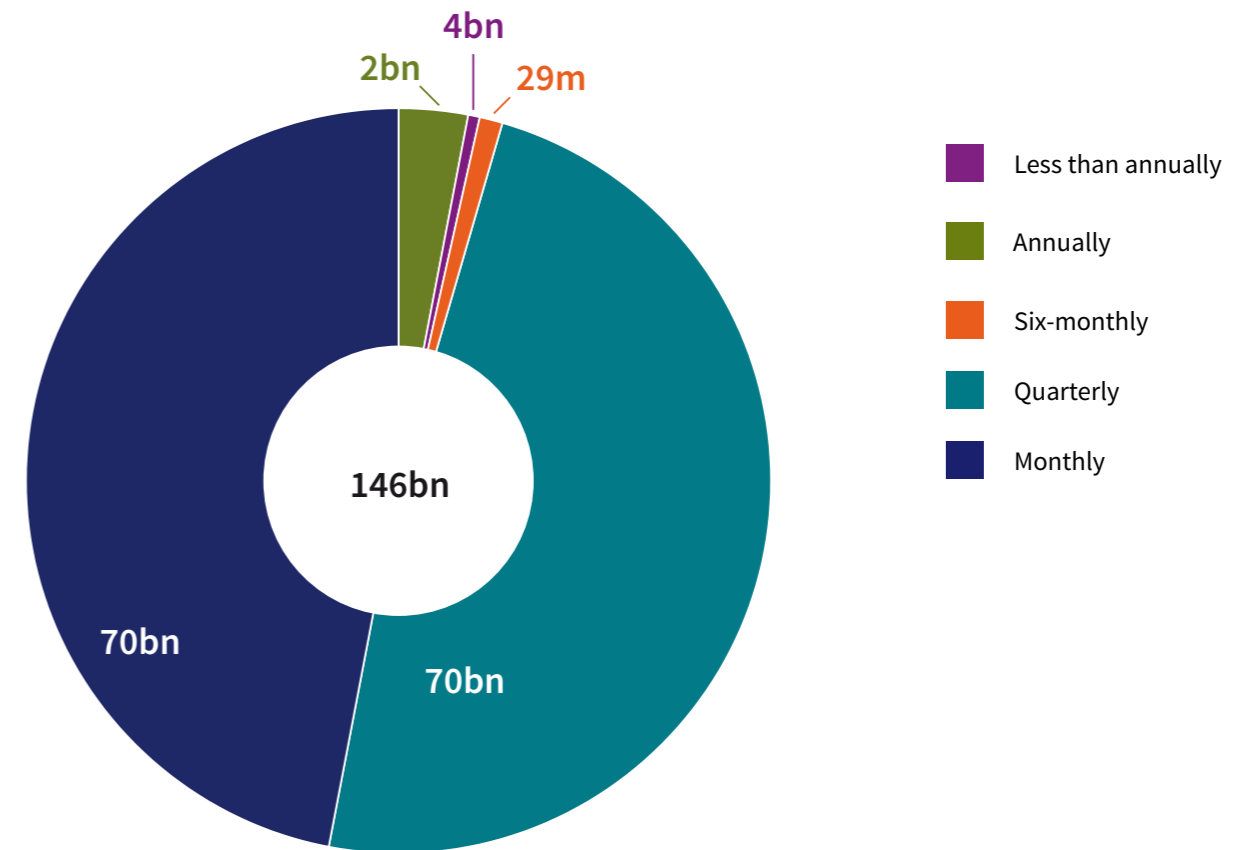
The IATI Standard meets the demand from developing country governments for timely, comprehensive and forward-looking information on external resources. It is vital that IATI publishers provide good quality data on these elements to ensure that governments have the information needed to make informed decisions.

Good data is equally important to parliamentarians and CSOs in both donor countries and partner countries, enabling them to hold governments to account for their use of resources.

The quality of published data is measured and displayed on the IATI [Dashboard](#), allowing both publishers and users to see at a glance whether the data that is being produced is useful.

- **Better planning:** IATI allows donors to share budgets several years in advance, so developing country governments are able to better plan and manage external resources for the future.
- **Up-to-date information:** Timely information enhances governments' ability to plan budgets, improve macroeconomic management, reduce duplication and provide greater accountability for service delivery funds. Spending and activities can be reported quarterly, monthly, weekly and even daily, which can be crucial in a humanitarian emergency
- **Providing the bigger picture:** IATI allows a wide range of development resources to be recorded, beyond traditional aid, for example, investments by Development Finance Institutions (DFIs).
- **Results can be captured:** Organisations can publish data on the results achieved through their development projects. For example, the IATI Standard allows for reporting on the [Sustainable Development Goals](#).

Figure 5: Timeliness of IATI data publication (US\$)



Timeliness

In 2016, the timeliness of IATI data significantly improved where **96%** (US\$140 billion) of the total volume was reported by publishers who update their data at least every quarter, up from **80% in 2015**. Additionally, 48% of the volume is provided by publishers updating their data at least every month – rising from 41% in 2015.

Comprehensiveness

Through the Dashboard, statistics are available on how many publishers are providing the full picture

of their resources, by publishing information on IATI's 'Comprehensiveness elements'. Figure 6 shows that a majority of publishers³ are reporting valid data in more than 95% of the core elements.

Although a majority of publishers are publishing valid data for the core elements, we are keen to see an increase in those using the 'value added' elements of the Standard. An improvement would help provide data users with a more useful context for IATI activities, for example on geolocation and results.

³ In contrast to previous annual reports, comprehensiveness statistics for 2016 have been calculated using only publishers reporting current activities.

Figure 6: Comprehensiveness: Number of IATI publishers providing valid data in more than 95% of each element*

	2014		2015		2016	
	No of publishers	% of publishers	No of publishers	% of publishers	No of publishers	% of publishers
Reporting organisation	290	82	293	83	389	98
Title	284	80	289	82	384	96
Version	273	77	286	81	394	99
Status	278	79	281	80	390	98
IATI identifier	269	76	274	78	366	92
Description	251	71	260	74	362	91
Activity date	246	70	250	71	341	85
Sector	202	57	222	63	308	77
Participating organisation	193	55	201	57	267	67
Country or regions	187	53	199	56	298	75

Figure 7: Comprehensiveness: Number of IATI publishers providing at least some valid data in each element*

	2014		2015		2016	
	No of publishers	% of publishers	No of publishers	% of publishers	No of publishers	% of publishers
DAC sectors	198	56	187	53	299	75
Contacts	169	48	174	49	246	62
Activity documents	131	37	146	41	164	41
Activity website	95	27	94	27	Not on Dashboard	Not on Dashboard
Location details	68	19	69	20	84	21
Conditions attached	27	8	28	8	Not on Dashboard	Not on Dashboard
Result / indicator	19	5	24	7	76	19
Geographic coordinates	14	4	20	6	47	12
Capital spend	7	2	9	3	21	5
Aid type	N/A	N/A	N/A	N/A	285	71
Recipient language	N/A	N/A	N/A	N/A	247	72

*Note: The percentage of publishers has been calculated using **only** the number of publishers reporting current activities – 399. In the previous Annual Report the percentage was calculated using all publishers, hence the higher percentage in 2016.

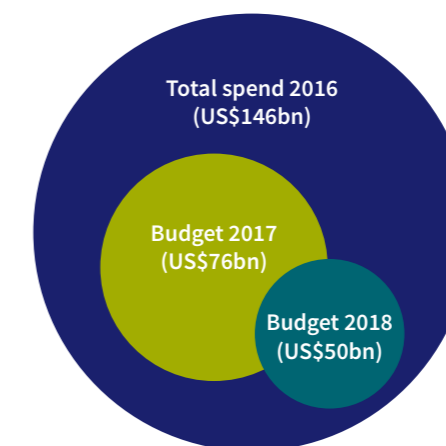
Forward-looking

Information on future resource flows is essential for partner country governments, maximising the productivity of public spending and supporting macroeconomic management. Greater predictability is also important to donors, improving harmonisation and increasing the impact of their interventions. Forward-looking information helps advocacy CSOs to hold governments to account, and it helps operation CSOs to better coordinate their activities with those of other actors and increase their impact.

Donors have significantly increased the amount of forward-looking budget data

they publish – rising to **US\$126 billion** for 2017 and 2018, compared to only US\$34 billion of forward-looking budget data reported in late 2015 (for 2016 and 2017 budgets).

Figure 8: Forward-looking data published to IATI



Coverage statistics on IATI Dashboard

In May 2016, we took another step forward in improving the quality of IATI data by including coverage statistics for all our publishers on the [Dashboard](#). Coverage information shows what percentage of total spending is being reported to IATI from each organisation. Coverage results mark the fourth critical dimension of data quality that publishers should aim to improve, alongside the three [2011 Busan Partnership Agreement](#) elements of [timeliness](#), [comprehensive](#) and [forward-looking](#) data.

Publisher Name	2014 IATI Spend (US \$m)	2015 IATI Spend (US \$m)	2014 Reference Spend (US \$m)	2015 Reference Spend (US \$m)	2015 Official Forecast (US \$m)	Spend Ratio (%)	Coverage (%)
ADD International	3.94	2.3	3.53	-	-	112	100
Asian Development Bank	8859.15	10759.37	10191.0	-	-	87	100
Australia - Department of Foreign Affairs and Trade	3701.99	3239.67	3287.26	-	-	113	100
Bill & Melinda Gates Foundation	2964.8	3316.12	2880.0	-	-	103	100
Camfed International	34.87	30.23	43.68	-	-	80	100
Canada - Global Affairs Canada Affaires mondiales Canada	2226.16	1746.16	2495.86	-	-	89	100
Canada - International Development Research Centre/Centre de recherches pour le développement international	194.93	148.96	193.4	-	-	101	100
Canada Department of Finance / Ministère des Finances Canada	1036.45	550.1	190.1	-	-	545	100
CDC Group plc	471.85	1068.47	489.01	-	-	96	100
ChildHope UK	2.85	3.99	3.54	-	-	81	100
Denmark - Danida - Danish Ministry of Foreign Affairs	3092.89	2685.18	1968.02	-	-	157	100

4

Increasing data use

In our [new strategic direction](#) agreed in 2016, increasing the use of IATI data was made a top priority. Partner countries such as Liberia and Bangladesh are recognising the benefits of using IATI data. For example, IATI provides information on resources [previously unknown to governments](#) and reduces the workload for staff collecting and using data in governments' [internal management systems](#). Over the next year, our initiative is determined to support more countries to use IATI to inform decision-making.

Improving access to IATI data

For IATI to be useful to developing countries, it is important that good data exists from their major donors. Due to improvements in the number of publishers and data quality, 25 out of 27 of IATI partner country members are able to access IATI data for at least nine of the largest 10 development partners (see figure 10 below). That is an increase of eight partner countries members since the 2015 Annual Report, representing a tremendous advancement in the usability of IATI data.

IATI publishers will continue to be encouraged and supported to improve the quality of their data, however it is very important that data

users, particularly at country level, start using the data and provide feedback on its usefulness to publishers. Without this evidence, it's easy to get stuck in a 'vicious cycle' of publishers lacking incentives to improve their data, and users lacking incentives to use poor quality data.

Improving data use tools

IATI is committed to directly providing and supporting other organisations to develop tools to improve the use of IATI data.

Bangladesh

Last year, Bangladesh made excellent progress by developing a module to import IATI data into its [home-grown Aid Information Management System](#) (supported by [DFID](#) and working with [UNDP](#)). [Bangladesh's Ministry of Finance](#) will now work on translating its data collection into development effectiveness, by using IATI data to enhance decision-making.



d-portal

Created by IATI and [Development Initiatives](#), [d-portal](#) is a free online tool that helps anyone wanting information on development and humanitarian spending to easily use IATI data. In November 2016, IATI responded to requests from users to allow activities to be searched using keywords and through introducing a new [free text search](#) feature.

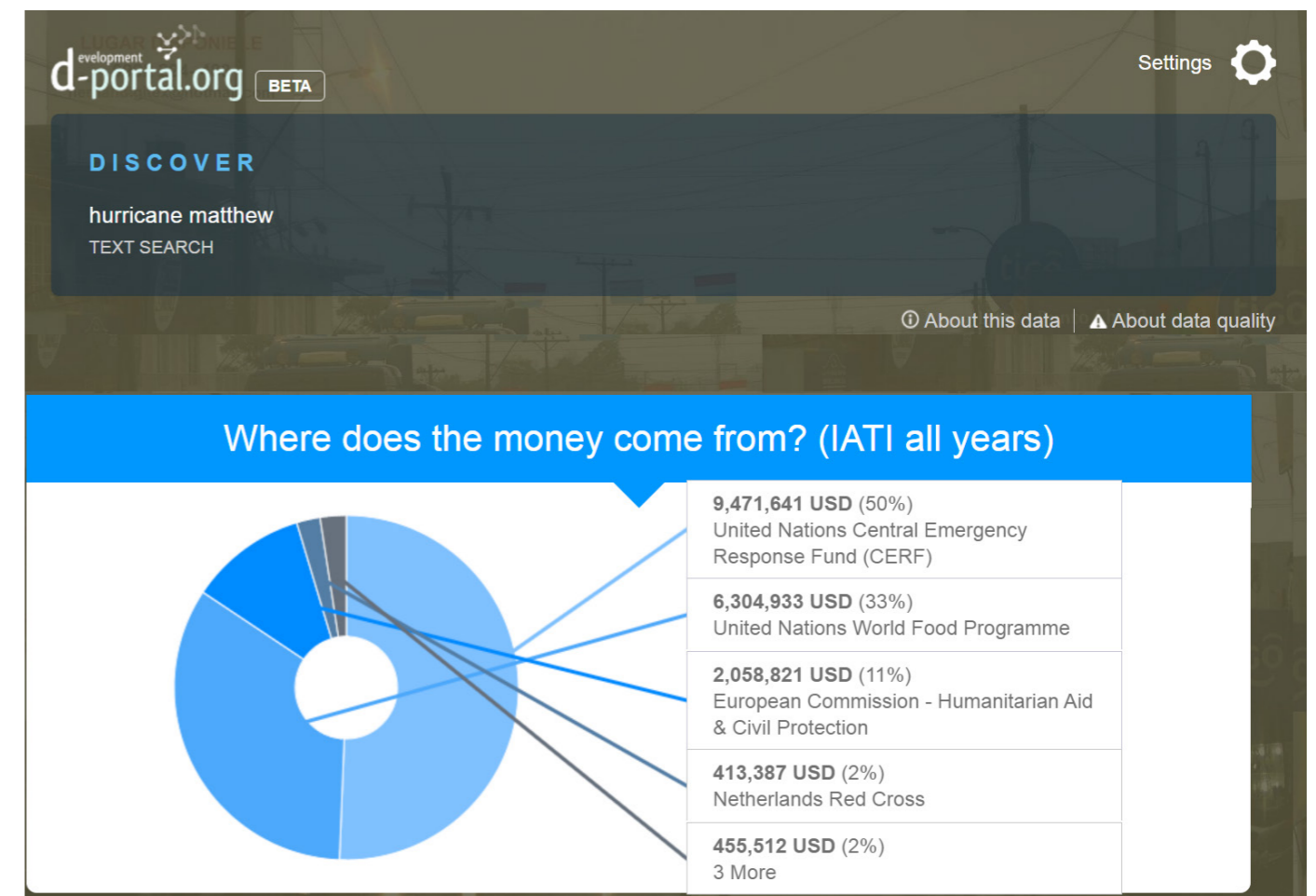


Figure 9: IATI Partner Country members' largest 10 development partners by volume of resources




*EU institutions=European Commission: Development and Cooperation-EuropeAid, Neighbourhood and Enlargement Negotiations, and Humanitarian Aid & Civil Protection

5

Looking ahead: priorities and challenges

Increasing data use

IATI will be working hard in 2017 with its members and the wider community to ensure that more countries experience the benefits of using IATI data. We will be conducting extensive research to establish users' needs and inform the activities we implement and the tools we develop, as outlined in [IATI's Workplan](#). These include creating better guidance and support, working with AIMS providers to support partner country use of data in their internal systems, and promoting online tools such as [d-portal](#). The IATI Technical Team will also develop an improved [IATI Datastore](#).



Improving humanitarian reporting

IATI will continue to improve the reporting of humanitarian assistance to ensure organisations have better data to respond to crises. IATI's Technical Team will support publishers to use the humanitarian features (in Version 2.02 of the Standard), publish timely updates (including weekly or daily publishing in emergencies) and share results data and needs assessments on their activities.

IATI will be working hard in 2017 with its members and the wider community to ensure that more countries experience the benefits of using IATI data.

IATI will also be working closely with Development Initiatives to support the new project funded by the Dutch government on monitoring the implementation of the [Grand Bargain commitment](#) on reporting humanitarian data to IATI. This work is likely to include changes to the [IATI Dashboard](#) so that all humanitarian actors and data users can see how signatories are doing in meeting this commitment.

Monitoring the 2030 Agenda for Sustainable Development

Open data has an essential role in monitoring the implementation of Agenda 2030. IATI Standard Version 2.02 captures information on the delivery of the Sustainable Development Goals and we will be encouraging IATI publishers to use new fields on goals, and/or targets and indicators. We will also provide useful guidance to publishers and promote [d-portal](#) as a simple tool for tracking international resource flows at country level.

Improving IATI's website and brand

This year, IATI's Secretariat will be updating IATI's website to provide a better experience of both publishing and using IATI data. This will involve improving the written guidance and support, and consolidating IATI tools. As agreed at IATI's [2015 Steering Committee](#), we will also review and update IATI's brand to help reach new audiences and better reflect the initiative's new mission, vision and strategic priorities.



Securing hosting arrangements post-2018

In 2015 an [independent evaluation](#) recommended a review of IATI's long-term institutional arrangements and [IATI members decided](#) that there should be a transition to new hosting arrangements by no later than August 2018. This year, IATI's Governing Board will be exploring options for IATI's long-term institutional arrangements for consideration and approval by the Members' Assembly.

Annex 1

IATI members

Name	Organisation type	Year joined
African Development Bank (AfDB)	Multilateral	2011
Akvo	International NGO	2016
Australia – Department of Foreign Affairs and Trade	Donor country government	2008
Bangladesh (Vice Chair)	Partner country government	2012
Belgium – Belgian Development Agency (BTC)	Donor country government	2012
Benin	Partner country government	2015
Bill & Melinda Gates Foundation	Foundation	2013
Bond	CSO	2013
Burkina Faso	Partner country government	2012
Burundi	Partner country government	2015
Canada – Global Affairs Canada / Affaires mondiales Canada	Donor country government	2011
Catalpa	Private sector	2015
Children's Investment Fund Foundation (CIFF)	Foundation	2016
Colombia	Partner country government	2012
Cordaid	CSO	2015
CSO Partnership for Development Effectiveness (CPDE)	CSO	2015
Congo, Democratic Republic of the	Partner country government	2012
Congo, Republic of the	Partner country government	2012
Denmark – Ministry of Foreign Affairs	Donor country government	2008
Development Gateway	Academic, training & research	2014
Development Initiatives Poverty Research	CSO	2008
Dominican Republic	Partner country government	2012
European Commission (EC)	Other public sector	2008
European Investment Bank (EIB)	Multilateral	2013
Food and Agriculture Organization of the United Nations (FAO)	Multilateral	2016
Finland – Ministry for Foreign Affairs	Donor country government	2008
France – Agence Française de Développement (AFD)	Donor country government	2016
Gavi	Public private partnership	2008
Germany – Federal Ministry for Economic Cooperation and Development (BMZ)	Donor country government	2008
Ghana	Partner country government	2012
Global Fund to Fight AIDS, Tuberculosis and Malaria	Multilateral	2011
Honduras	Partner country government	2012
Indonesia	Partner country government	2012
INGO Accountability Charter	CSO	2013
InterAction	CSO	2015
Inter-American Development Bank (IDB)	Multilateral	2011
International Development Law Organization (IDLO)	CSO	2016
International Fund for Agricultural Development (IFAD)	Multilateral	2012
International Finance Corporation (IFC)	Multilateral	2017

Name	Organisation type	Year joined
Ireland – Irish Aid	Donor country government	2008
Korea, Republic of	Donor country government	2016
Lebanon	Partner country government	2012
Liberia	Partner country government	2012
Madagascar	Partner country government	2012
Malawi	Partner country government	2012
Moldova	Partner country government	2012
Montenegro	Partner country government	2012
Myanmar, Republic of the Union of	Partner country government	2014
Nepal	Partner country government	2012
Netherlands – Ministry of Foreign Affairs – Development Cooperation	Donor country government	2008
Netherlands Enterprise Agency (RVO.nl)	Donor country government	2017
New Zealand – NZAID	Donor country government	2008
Nigeria	Partner country government	2015
Papua New Guinea	Partner country government	2012
Publish What You Fund	CSO	2008
Rwanda	Partner country government	2012
Sierra Leone	Partner country government	2012
Sweden – Sida	Donor country government	2008
Synergy International Systems	Private sector	2016
Syria	Partner country government	2012
Tanzania	Partner country government	2012
Transparency International	CSO	2008
UK – Department for International Development (DFID)	Donor country government	2008
United Nations Children's Fund (UNICEF)	Multilateral	2012
United Nations Development Programme (UNDP)	Multilateral	2011
United Nations Environment Programme (UNEP)	Multilateral	2016
United Nations Industrial Development Organization (UNIDO)	Multilateral	2016
United Nations Office for Project Services (UNOPS)	Multilateral	2011
United Nations Population Fund (UNFPA)	Multilateral	2012
United Nations Women (UN Women)	Multilateral	2012
United Nations World Food Programme (WFP)	Multilateral	2012
United States	Donor country government	2011
Vietnam	Partner country government	2012
William and Flora Hewlett Foundation	Foundation	2008
World Bank	Multilateral	2008
World Health Organization	Multilateral	2016
Yemen	Partner country government	2014
Zimmerman & Zimmerman	Private sector	2016

Annex 2

Financial report

Report on income in Years 1, 2 and 3 and implementation in Year 3 (September 2015 – August 2016)

Financial overview of Years 1, 2 and 3 (FY2013/16)^{1,2}

INCOME^{1,2}

1. Total income received by December 2016	US\$ 6,649,479
a. Y1 Membership fees; voluntary contributions	US\$ 1,828,681
b. Y2 Membership fees; voluntary contributions	US\$ 1,533,844
c. Y3 Membership fees; voluntary contributions	US\$ 1,546,547
d. Y4 Membership fees; voluntary contributions paid until 31 December 2016	US\$ 1,444,083
e. Advanced payment of Y5 membership fees and VCs for FY2017/18	US\$ 285,000
e. Interest earned up to 31 December 2015	US\$ 11,323

EXPENDITURE AND COMMITMENT^{1,2}

2. Expenditure and commitment	US\$ 5,187,891
a. Project expenditure as at 31 December 2016	US\$ 5,182,753
b. Project advances and open POs	US\$ 2,341
c. Commitments for Y3 activities (2015/16)	US\$ 2,797

PROJECT BALANCE (Anticipated – January 2017)

3. Anticipated balance (1-2)	US\$ 1,461,588
3a Advance Y5 payments received	US\$ -285,000

Cash position as at 31 December 2016 US\$ 1,176,587³

By end of Y3 the Secretariat had carried out all planned activities in line with the workplan; 95% of the received contributions of Y3 had been used (87%⁴ compared to the budget).

¹ Expenditure is based on the Interim Financial Statement (IFS) for the period up to 31 December 2016 which is provided for information purposes only. Final figures will appear in the certified financial statement once the accounts for the financial period are actually closed.

² Figures are shown here for IATI Y1 (FY 2013/14); Y2 (FY 2014/15); Y3 (FY 2015/16) and partial of Y4 (FY 2016/17) since official financial statements are produced per calendar year and are therefore not aligned with IATI's Sep-Aug financial year.

³ Amount is committed for the Y4 activities.

⁴ Details are presented in the Figure A1.

By 31 December 2016 the IATI pool fund had received contributions totalling US\$6,638,156 and including interest income of US\$11,323, bringing the total contributions received to US\$6,649,479. Out of this, US\$1,729,083 was received for the implementation of the IATI Y4 and 5 Workplan and budget. **Figure A1** reflects the nature of the contributions received, differentiating between the membership fee and the voluntary contributions and period of application.

Figure A1 – Contribution received by description and period as of 31 December 2016

Description	Y1	Y2	Y3	Y4	Y5	Grand total
Membership fee	902,846	1,055,332	1,197,599	960,509	85,000	4,201,286
Residual funds from previous hosts	60,111	-	-	0	0	60,111
Voluntary contribution	865,725	478,512	348,948	483,574	200,000	2,376,758
Grand total	1,828,682	1,533,844	1,546,547	1,444,083	285,000	6,638,155
Interest	59	4,490	6,774	0	0	11,323
Grand total with interest	1,828,741	1,538,334	1,553,321	1,444,083	285,000	6,649,478

Figure A3 provides detailed lists of contributions made by IATI members/donors from 2013 to December 2016. In terms of voluntary contributions received during the Y1, Y2, Y3, Y4⁵ and Y5⁵ implementation, the William and Flora Hewlett Foundation made the largest contribution at US\$570,250, followed by Canada at US\$443,500 (US\$183,500 from the Government of Canada and US\$260,000 from the International Development Research Centre and through the Department of Foreign Affairs, Trade and Development). Other contributions include US\$436,659 from DFID, US\$282,819 (EUR 220,000) from the EC, US\$279,880 from United States Agency for International Development (USAID), US\$228,400 from Sweden, US\$100,000 from the Government of Bangladesh and US\$35,250 from the International Fund for Agricultural Development (IFAD).

Under the current IATI hosting arrangements, the initiative is financed through a combination of membership fees and voluntary contributions. In the first years of implementation 70% of the annual budget was financed through a membership fee and the remaining 30% and any funding gap was made up by the voluntary contributions. However, from the IATI Y4 implementing year (2016/17) membership fees are expected to cover 100% of the annual budget. Membership fees and voluntary contributions are allocated to a pool of resources that can be used for any activity falling within the work programme approved by the Members' Assembly. **Figure A2** depicts the funding requirements as per the approved budget, the contributions received (through membership fees and voluntary contributions) as well as the expenditures^{1,2} in Y1, Y2, Y3 and Y4².

^{1,2} See previous page

⁵ The received funds until 31 December 2016 also include partial funding of Y4 and advance payments of Y5.

Figure A2 – IATI funding

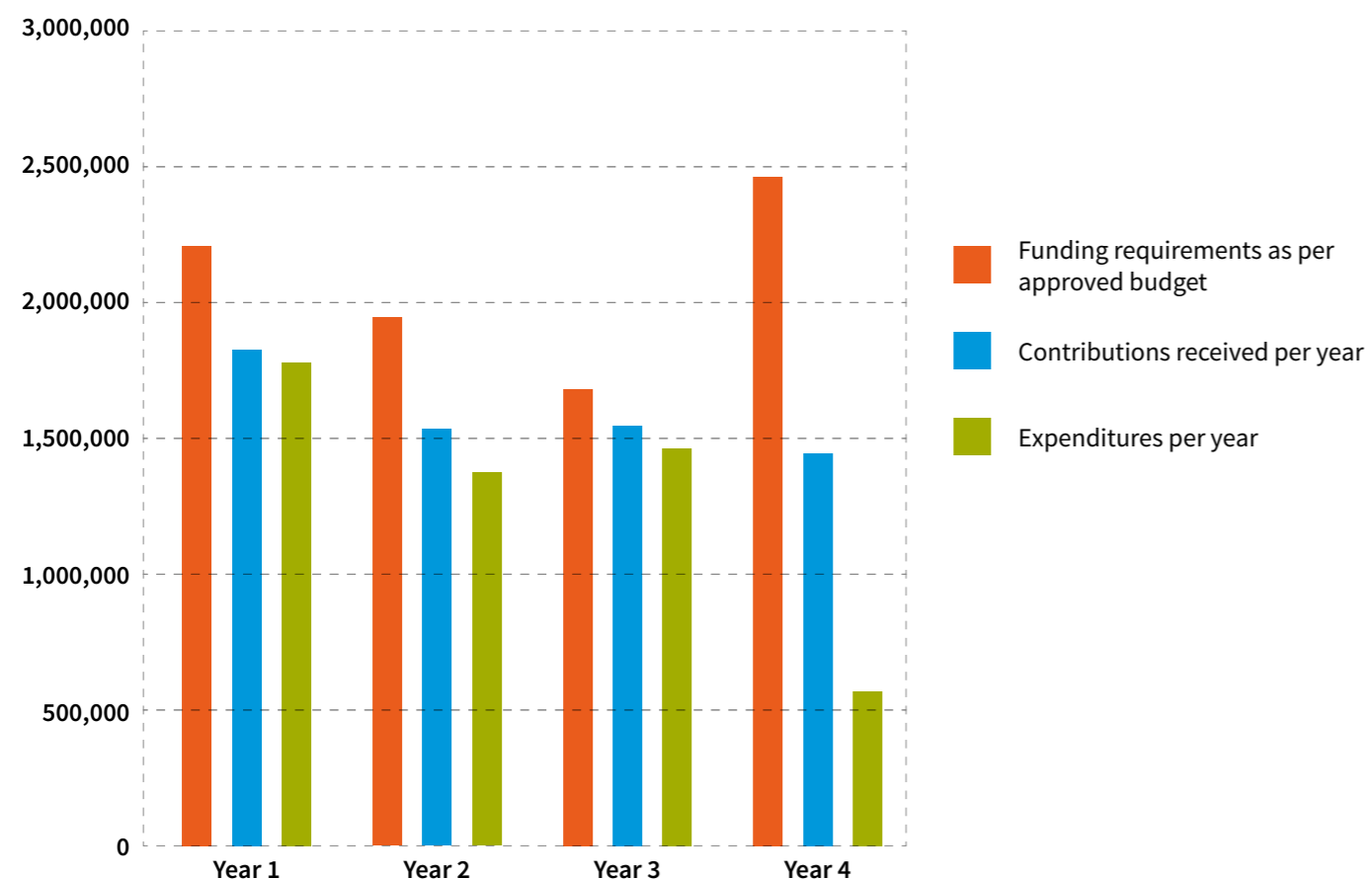


Figure A3 – Detailed list of Contributions made by IATI members/donors up to Dec 2016

Purpose of funds	Member	Receipt date	Y1	Y2	Y3	Y4	Y5	Grand total
Membership fee	United Nations Children's Fund (UNICEF)	05 Sep 13; 13 Apr 15; 07 Oct 15 & 14 Dec 16	43,250	43,250	43,250	76,500	0	20,6250
	United Nations Population Fund (UNFPA)	02 Oct 13; 19 Dec 14 10 Sep 15 & 22 Dec 16	43,250	43,250	43,250	30,000	0	159,750
	Publish What You Fund	02 Oct 13; 11 Dec 14; 13 Oct 15 & 04 Nov 16	1,100	1,100	1,070	1,070	0	4,340
	DFID (UK)	21 Jan 14; 05 Mar 15; 28 Sep 15 & 09 Dec 16	43,250	43,250	43,250	85,000		214,750
	The William and Flora Hewlett Foundation	13 May 14; 24 Mar 15; & 05 Apr 16	43,250	43,250	43,250	0	0	129,750
	USAID	18 Nov 13; 29 Oct 14 & 27 Oct 16	43,250	43,250	43,250	52,949	0	182,699
	Bond	18 Nov 13; 26 Nov 14 , 13 Aug 15	1,100	1,100	1,100	0	0	3,300
	Canada - Department of Foreign Affairs, Trade and Development	03 Dec 13 & 25 Nov 15	43,250	43,250	43,250	0	0	129,750
	Transparency International	06 Dec 13 & 23 Nov 15	1,100	1,100	1,100	0	0	3,300
	African Development Bank (AfDB)	06 Dec 13; 16 Jan 15, 18 Sep 15	43,250	43,250	43,250	0	0	129,750
	Ireland - Irish Aid	10 Dec 13; 22 Dec 14; 20 Nov 15 & 08 Nov 16	33,480	53,020	51,164	76,970	0	214,634
	Netherlands – Ministry of Foreign Affairs – Development Cooperation	12 Dec 13; 28 Nov 14 & 19 Oct 15	43,250	43,250	43,250	0	0	129,750
	United Nations World Food Programme (WFP)	13 Dec 13; 09 Dec 14 10 Sep 15 & 29 Nov 16	43,250	43,250	43,250	76,500	0	206,250
	European Investment Bank (EIB)	13 Dec 13; 13 Feb 15, 09 Sep 15	43,250	43,250	43,250	0	0	129,750
	Germany - Federal Ministry for Economic Cooperation and Development (BMZ)	19 Dec 13; 17 Nov 14 10 Sep 15; 18 Nov 16 & 30 Nov 16	43,250	43,250	42,380	85,000	0	213,880
	UN Women	6 Dec 13; 02 Jul 15 & 05 Nov 15	43,250	43,250	43,250	0	0	129,750
	Denmark - Ministry of Foreign Affairs	27 Dec 13 & 28 Dec 16	43,250	43,250	39,354	88,866	0	214,720
	International Fund for Agricultural Development (IFAD)	6 Jan 14	43,250	43,250	43,250	0	0	129,750
	Finland - Ministry for Foreign Affairs	15 Jan 14; 31 Dec 14; 14 Jan 16 & 20 Dec 16	43,250	43,222	43,230	84,975		214,677
	The Bill & Melinda Gates Foundation	06 Feb 14 & 30 Oct 14 & 01 Dec 16	43,250	43,250	56,750	85,000	85,000	313,250
	Australia - Department of Foreign Affairs and Trade	27 Mar 14; 17 Apr 15 & 22 Jun 16	43,250	43,250	43,250	0	0	129,750
	Inter-American Development Bank (IDB)	16 Apr 14; 24 Mar 15, 23 Sep 15	43,250	43,250	43,250	0	0	129,750
	The World Bank	02 May 14; 12 Feb 15 & 09 Dec 15	43,241	43,242	43,243	0	0	129,725
	INGO Accountability Charter	12 May 14; 08 Jan 15 16 Sep 15 & 28 Nov 16	1,100	1,100	1,100	1,075	0	4,375
	Belgium - Belgian Development Agency (BTC)	20 Jun 14; 30 Jun 15 & 11 Aug 16	43,225	43,225	43,225			129,675
	GAVI	28 Nov 14; 27 Aug 15	0	43,250	43,250			86,500
	The Global Fund to Fight AIDS, Tuberculosis and Malaria	10 Mar 15; 08 Sep 15 & 20 Dec 16	0	43,223	43,232	85,000		171,455
	Development Gateway	01 Dec 14; 29 Oct 15	0	1,100	1,100	0	0	2,200
	Malawi	18 Mar 15 & 12 Dec 16	0	1,100	0	3,300		4,400
	Nigeria	19 20 Mar 15	0	1,050	0	0	0	1,050
	New Zealand	29 Apr 15 & 29 Jun 16	0	43,250	43,250	0	0	86,500
	Cordaid	24 Sep 15	0	0	2,200	0	0	2,200
Bangladesh	22 Sep 15	0	0	2,200	0	0	2,200	
EC	22 Jan 16 & 24 Oct 16	0	0	43,384	44,149	0	87,533	
Food and Agriculture Organization of the United Nations - UN FAO	06 Jun 16 & 06 Dec 16	0	0	43,250	76,500	0	119,750	
Myanmar	25 Nov 16	0	0	0	1,080	0	1,080	
Synergy International system	25 Nov 16	0	0	0	1,100	0	1,100	
Republic of Korea	18 Mar 16	0	0	43,250	0	0	43,250	
IBON International Foundation INC, for the benefit of CSO Partnership for Development Effectiveness (CPDE)	28 Oct 15	0	0	1,092	0	0	1,092	
Interaction	14 Apr 16 & 10 Nov 16	0	0	1,100	2,200	0	3,300	
International Development Law Organization	17 May 16 & 29 Dec 16	0	0	1,075	2,175	0	3,250	
Akvo	22 Nov 16	0	0	0	1,100	0	1,100	
Membership fee total			902,846	1,055,332	1,197,599	960,509	85,000	4,201,286
Residual funds	DFID (UK)	5 Nov 13	60,111	0	0	0	0	60,111
			60,111	0	0	0	0	60,111
Voluntary contribution	DFID (UK)	21 Jan 14; 05 Mar 15; 28 Sep 15 & 09 Dec 16	165,555	67,986	4,520	198,599	0	436,660
	Canada - Department of Foreign Affairs, Trade and Development	03 Dec 13 & 30 Dec 15	176,750	0	6,750	0	0	183,500
	International Development Research Centre (IDRC)	14 Apr 15	0	260,000	0	0	0	260,000
	The William and Flora Hewlett Foundation	12 Nov 13; 13 May 14; 24 Mar 15; 05 Apr 16 & 02 Jun 16	156,750	6,750	6,750	200,000	200,000	570,250
	Sweden - SIDA	18 Dec 13; 18 Dec 14; 17 Dec 15 & 19 Dec 16	49,975	49,975	43,475	84,975	0	228,400
	USAID	18 Nov 13; 29 Oct 14; 2 Nov 15	98,000	85,130	96,750	0	0	279,880
	International Fund for Agricultural Development (IFAD)	6 Jan 14	35,250	0	0	0	0	35,250
	European Commission (EC)	31 Jan 14; 23 Dec 14 & 25 Feb 16	183,445	8,671	90,703	0	0	282,818
Bangladesh	22 Sep 15	0	0	100,000	0	0	100,000	
Voluntary contribution total			865,725	478,512	348,948	483,574	200,000	2,376,758
Grand total			1,828,681	1,533,845	1,546,547	1,444,083	285,000	6,638,155

Country: **Funding** IATI
 Project Atlas id: 00087578 All Amounts in US\$
 Project Title : International Aid and Transpar Date: 01/07/2014

CERTIFIED ANNUAL FINANCIAL STATEMENT AS AT 31 DECEMBER 2013

1) INCOME

DEPOSITS

2013	1,219,004.01	1,219,004.01
------	--------------	---------------------

INTEREST

2013	58.72	58.72
------	-------	--------------

TOTAL FUNDS (A) **1,219,062.73**

2) PROJECT EXPENSES

PERIOD - PRIOR YEARS:

PERIOD - CURRENT YEAR

2013	Disbursements	48,619.74	
	Receipt Accruals	0.00	
	Net exchange gain	-67.79	
	Management fee	3,363.03	51,914.98

TOTAL PROJECT EXPENSES (B) **51,914.98**

Project Advances (C)	303.81	303.81
----------------------	--------	---------------

PROJECT CASH BALANCE (D) = (A) - (B) - (C) **1,166,843.94**

Open Purchase Orders (E)	0.00	0.00
--------------------------	------	-------------

3) PROJECT FUND BALANCE (F) = (D) - (E) **1,166,843.94**

*The Statement is following IPSAS reporting requirements, Management Fee is calculated and recorded against Project Expenses (Disbursements + Receipt Accruals)
 Project Advances represents amounts yet to be either recovered or settled against Project Expenses. Open POs represents amounts committed against goods/services yet to be delivered/rendered. Fund balance represents cash available for implementation activities.*

Prepared by
 M. Shafiq RATEA
 Senior Finance Associate
 CSPG IPAS, UNOPS HQ

Certified By
 Kanit Pukchareon
 Regional Finance Specialist
 CSPG IPAS, UNOPS HQ

Project Atlas id: 00087578 **Funding** IATI
 All Amounts in US\$

Project Title : Support to the International Aid Transparency Initiative (IATI) Date: 20/05/2015

CERTIFIED ANNUAL FINANCIAL STATEMENT AS AT 31 DECEMBER 2014

Opening Balances 2003 0.00

1) INCOME

DEPOSITS

2013	1,219,004.01	
2014	1,484,899.05	2,703,903.06

INTEREST

2013	58.72	
2014	4,489.86	4,548.58

TOTAL FUNDS (A) **2,708,451.64**

2) PROJECT EXPENSES

PERIOD - PRIOR YEARS:

2013	Project Expense	48,619.74	
	Net Exchange Gain	-67.79	
	Management Fee	3,363.03	51,914.98

PERIOD - CURRENT YEAR

2014	Project Expense	1,860,149.76	
	Receipt Accruals	0.00	
	Net exchange gain	-1,023.53	
	Management fee	49,224.49	1,908,350.72

TOTAL PROJECT EXPENSES (B) **1,960,265.70**

Project Advances (C)	2,734.45	2,734.45
----------------------	----------	-----------------

PROJECT CASH BALANCE (D) = (A) - (B) - (C) **745,451.49**

Open Purchase Orders (E)	465.43	465.43
--------------------------	--------	---------------

3) PROJECT FUND BALANCE (F) = (D) - (E) **744,986.06**

*The Statement is following IPSAS reporting requirements, Management Fee is calculated and recorded against Project Expenses (Disbursements + Receipt Accruals)
 Project Advances represents amounts yet to be either recovered or settled against Project Expenses. Open POs represents amounts committed against goods/services yet to be delivered/rendered. Fund balance represents cash available for implementation activities.*

Prepared by
 M. Shafiq RATEA
 Senior Finance Associate
 CSPG IPAS, UNOPS HQ

Certified By
 Ala'a Nemer
 Regional Finance Practice Advisor
 CSPG IPAS, UNOPS HQ

June 8, 2016
 Ref: Project No: 00087578
 Funding: IATI

To whom it may Concern,

Subject: Certified Financial Statement as at 31 Dec 2015


We enclose the Certified Financial Statement for project **00087578 Support to the International Aid Transparency Initiative (IATI)**, which commenced in year 2013 and indicates project expenses as at 31 Dec 2015.

We draw your attention to the following:

- › Project expenditure and management fee: **US\$ 3,234,714**
- › Project advances: **US\$ 2,734** and open purchase order: **US\$ 12,505**
- › Total cash received: **US\$ 4,474,679** including interest earned: **US\$ 11,323**
- › Project Capitalised Asset: **US\$ 000**
- › Project fund balance: **US\$ 1,224,726**


If you have any question, please do not hesitate to contact UNOPS

Yours sincerely,


 Kanit Pukchareon
 Regional Finance Specialist
 CSG IPAS, UNOPS HQ

PO Box 2695

Tel: + 45 45 33 75 00



2100 Copenhagen

Fax: +45 45 33 75 01

Denmark

E-mail: info@unops.org

www.unops.org


Project Atlas id: 00087578
Project Title : Support to the International Aid Transparency Initiative (IATI)
Funding: IATI
Date: 08/06/2016
 All Amounts in US\$

CERTIFIED FINANCIAL STATEMENT AS AT 31 DEC 2015

1) INCOME			
DEPOSITS			
2013		1,219,004.01	
2014		1,484,899.05	
2015		1,759,452.84	4,463,355.90
INTEREST			
2013		58.72	
2014		4,489.86	
2015		6,774.23	
TOTAL INTEREST			11,322.81
TOTAL FUNDS (A)			4,474,678.71
2) PROJECT EXPENSES			
PERIOD - PRIOR YEARS:			
2013	Project Expense	48,619.74	
	Net Exchange Gain	-67.79	
	Management Fee	3,363.03	51,914.98
2014	Project Expense	1,860,149.76	
	Net exchange gain	-1,023.53	
	Management fee	49,224.49	1,908,350.72
PERIOD - CURRENT YEAR			
2015	Project Expense	1,228,705.00	
	Net exchange loss	1,087.11	
	Management fee	44,656.21	1,274,448.32
TOTAL PROJECT EXPENSES (B)			3,234,714.02
	Project Advances (C)	2,734.45	2,734.45
	Project Capitalised Asset (D)	0.00	-
PROJECT CASH BALANCE (E) = (A) - (B) - (C) - (D)			1,237,230.24
	Open Purchase Orders (F)	12,504.72	12,504.72
3) PROJECT FUND BALANCE (G) = (E) - (F)			1,224,725.52

The Statement is following IPSAS reporting requirements, Management Fee is calculated and recorded against Project Expenses (Disbursements + Receipt Accruals)

Project Advances represents amounts yet to be either recovered or settled against Project Expenses. Open POs represents amounts committed against goods/services yet to be delivered/rendered. Fund balance represents cash available for implementation activities.

Certified By 
 Kanit Pukchareon
 Regional Finance Specialist
 CSG IPAS, UNOPS HQ

January 19, 2017
 Ref: Project No: 00087578
 Funding: IATI

To whom it may Concern,

Subject: Interim Financial Statement as at 31 Dec 2016

We enclose the Interim Financial Statement for project **00087578 Support to the International Aid Transparency Initiative (IATI)**, which commenced in year 2013 and indicates project expenses as at 31 Dec 2016.

We draw your attention to the following:

- › Project expenditure and management fee: **US\$ 5,182,753**
- › Project advances: **US\$ 2,341** and commitments: **US\$ 2,797**
- › Total cash received: **US\$ 6,649,479** including interest earned: **US\$ 11,323**
- › Project fund balance: **US\$ 1,461,589**

If you have any question, please do not hesitate to contact UNOPS

Yours sincerely,



Kanit Pukchareon
 Regional Finance Specialist
 CSG IPAS, UNOPS HQ

PO Box 2695

Tel: +45 45 33 75 00



2100 Copenhagen

Fax: +45 45 33 75 01

Denmark

E-mail: info@unops.org

www.unops.org

Project Atlas id: 00087578
Project Title : Support to the International Aid Transparency Initiative (IATI)
Funding: IATI
Date: 19/01/2017
 All Amounts in US\$

INTERIM FINANCIAL STATEMENT AS AT 31 DEC 2016

1) INCOME

DEPOSITS

2013	1,219,004.01	
2014	1,484,899.05	
2015	1,759,452.84	
2016	2,174,800.50	6,638,156.40

INTEREST

2013	58.72	
2014	4,489.86	
2015	6,774.23	
TOTAL INTEREST		11,322.81

TOTAL FUNDS (A)

6,649,479.21

2) PROJECT EXPENSES

PERIOD - PRIOR YEARS:

2013	Project Expense	48,619.74	
	Net Exchange Gain	(67.79)	
	Management Fee	3,363.03	51,914.98

2014	Project Expense	1,860,149.76	
	Net exchange gain	(1,023.53)	
	Management fee	49,224.49	1,908,350.72

2015	Project Expense	1,228,705.00	
	Net exchange loss	1,087.11	
	Management fee	44,656.21	1,274,448.32

PERIOD - CURRENT YEAR

2016	Project Expense	1,905,161.52	
	Net exchange gain	(450.57)	
	Management fee	43,327.71	1,948,038.66

TOTAL PROJECT EXPENSES (B)

5,182,752.68

Project Advances (C)	2,340.72	2,340.72
----------------------	----------	----------

Project Capitalised Asset (D)	0.00	-
-------------------------------	------	---

PROJECT CASH BALANCE (E) = (A) - (B) - (C) - (D)

1,464,385.81

Commitments (F)	2,797.20	2,797.20
-----------------	----------	----------

3) PROJECT FUND BALANCE (G) = (E) - (F)


1,461,588.61

This statement is interim and is provided for information purposes only. Figures are not final. Final figures will appear in the certified financial statement once books for the concerned period are closed.


The Statement is following IPSAS reporting requirements, Management Fee is calculated and recorded against Project Expenses (Disbursements + Receipt Accruals)

Project Advances represents amounts yet to be either recovered or settled against Project Expenses. Open POs represents amounts committed against goods/services yet to be delivered/rendered. Fund balance represents cash available for implementation activities.

Prepared by


 Aye Chan Ko Ko
 Finance Associate
 CSG IPAS, UNOPS HQ

Certified By


 Kanit Pukchareon
 Regional Finance Specialist
 CSG IPAS, UNOPS HQ

Annex 3

IATI Annual Report statistics and methodology

All the statistics used in this Annual Report are derived from the [IATI Dashboard](#), which contains detailed statistical breakdowns – by publisher and by element on the validity of data being published to the IATI Standard. The entire Dashboard is generated nightly from the metadata indexed on the IATI Registry that points to the IATI XML data on publishers' own websites. This data is summarised in the Publishing Statistics section of the Dashboard.

It forms a central part of the service that the Technical Team provides to publishers and users of IATI data alike: for publishers to better understand how to improve their data; for users to assess which data is likely to meet their particular needs; and for the Technical Team itself to prioritise its commitments to data quality. Each page in the publishing statistics section contains a general narrative about the methodologies employed, as well as more detailed explanations of assessments and exceptions. Pseudo code (a simplified 'English' version of the machine logic) is also included.

Acknowledgements

The IATI Annual Report 2016 was authored by a team at Development Initiatives, led by Joni Hillman and Rohini Simbodyal. Data gathering and analysis was carried out by Bill Anderson, Hayden Field, Petya Kangalova and Dale Potter. Thank you to the other members of the IATI Secretariat who provided content and support – Annelise Parr at UNDP, Argjira Belegu-Shuku, Hannah Milde and Cillian O'Cathail at UNOPS, and Carl Elmstam from Sida.

Design and layout: Fanni Uusitalo (UNOPS)

